



GIGGERS TOOLKIT

Instructional Support for Educators

Project Number
2022-1-DE-KA220-ADU-000086609



Co-funded by
the European Union

Funded by the European Union. Views and opinions expressed are however, those of the author(s) only and do not necessarily reflect those of the European Union or the European Education and Culture Executive Agency (EACEA). Neither the European Union nor EACEA can be held responsible for them



TABLE OF CONTENTS

AIM OF THE PUBLICATION	3
ABOUT THE CONSORTIUM	4
INTRODUCTION	5
How to Use This Toolkit	6
CAREER PLANNING FOR GIGGERS	8
GIGGERS COMPETENCIES	9
UNIT 1 SELF MANAGEMENT	12
How to Write a Smart Goal	13
UNIT 2 ASSERTIVENESS AND HANDLING CRITICISM	14
UNIT 3 MARKETING COMMUNICATION	15
UNIT 4 PERSONAL BRANDING.....	17
UNIT 5 NETWORKING	18
UNIT 6 ENTREPRENEURIAL SKILLS	21
Entrepreneurial Soft Skills	23
UNIT 7 DECISION MAKING AND RISK MANAGEMENT	24
Risk Identification and Analysis	25
UNIT 8 MANAGING FINANCE	26
Key Components of The Scope of Work	26
Budget Creation and Management	27
Methods for Disciplined Saving and Investment	28
UNIT 9 DIGITAL SKILLS FOR REMOTE WORK	29
UNIT 10 PROJECT MANAGEMENT	32
FACILITATING ADULT LEARNERS	35
Principles of Adult Learning	36
Techniques for Facilitating Learning	37
ICT TOOLS FOR ONLINE MENTORING AND TEACHING	39
Strategies for Effective Online Teaching	42
FURTHER READING	45

Aim of the Publication

The Giggers Educator's Toolkit is a comprehensive guide designed to support partners in developing both face-to-face (F2F) and self-directed learning (SDL) content for the Giggers project. Co-funded by Erasmus, the Giggers project aims to empower individuals seeking to enter the gig economy by fostering essential skill development. The toolkit is specifically tailored for educators who will be responsible for delivering training and guidance to aspiring gig workers.

This document clearly outlines the aims and objectives of the toolkit, ensuring that all partners have a shared understanding of the project's goals. It also defines the roles and responsibilities of each partner organisation in creating the learning materials, promoting effective collaboration and ensuring that all necessary content is developed to a high standard.

To ensure consistency and alignment with the project's objectives, the document includes agreed learning outcomes for each topic covered in the toolkit. These learning outcomes serve as a roadmap for content development, guiding partners in creating materials that effectively address the key skills and knowledge required for success in the gig economy.

In addition to the learning outcomes, the document provides suggested templates for developing content specifically tailored to educators. These templates streamline the content creation process and ensure that the learning materials are structured in a way that is easily digestible and applicable for educators.

Recognizing the importance of modern educational approaches, the document also includes an overview of micro-learning theory and design principles. This section equips partners with the knowledge and tools necessary to develop engaging and effective learning materials that align with current best practices in education. By incorporating micro-learning techniques, the toolkit will be better able to capture and maintain the attention of learners, ultimately leading to more successful outcomes.

By providing clear guidance, agreed learning outcomes, and a focus on modern educational approaches, this document ensures that the resulting toolkit is a valuable asset for educators working to support individuals entering the gig economy.

ABOUT THE CONSORTIUM

The Giggers project brings together a diverse group of partners committed to fostering skills development and providing opportunities for individuals seeking to participate in the gig economy.


FRAMEWORK, an Italian not-for-profit association, is dedicated to promoting lifelong learning and professional development opportunities. Their mission is to empower citizens by enhancing their employability skills, digital competencies, and overall abilities to achieve their professional and personal goals. With a focus on inspiring adults, seniors, youth, and educators across various sectors, FRAMEWORK aims to provide a structured framework that enables individuals to turn their ideas into concrete plans and projects.

Penguin Academy, an education and consulting academy based in Köln, Germany, offers training services in collaboration with experts from various industries. Situated in a highly industrialised area, Penguin Academy can facilitate company visits and work placements with world-leading companies, providing valuable hands-on experience. Their partnerships extend across diverse sectors, including technology, manufacturing, pharmaceuticals, automotive, services, and tourism, allowing them to offer high-quality and easily accessible services to their clients.

Skills Zone Malta is a training hub specialising in entrepreneurship, personal development, and soft skills. With a team of professional trainers, they provide both face-to-face and online training, catering to the increasing demand for soft skill sets such as conflict resolution, well-being, communication, emotional intelligence, problem-solving, presentation skills, time management, interpersonal skills, marketing, goal-setting, social media, and leadership & management. Skills Zone Malta offers expertise in skills gap analysis, training content development, and delivery through virtual classrooms, face-to-face sessions, or blended learning approaches.

B-Creative, an association based in Sweden, develops courses, events, and workshops focusing on language learning, virtual travelling, education concepts, and cultural concepts. With a strong network of NGOs, education organisations, and associations across Sweden and Europe, B-Creative brings extensive experience in European projects, education material development, marketing, networking, and a focus on individual needs. Their expertise includes developing educational materials for various target groups, such as entrepreneurship skills and ICT education and training.

Together, these partners bring a wealth of knowledge, skills, and resources to the Giggers project, ensuring a comprehensive and effective approach to supporting individuals in the gig economy.



INTRODUCTION

The Giggers project aims to provide individuals with a comprehensive toolkit to equip them with the essential skills and knowledge required to thrive in the gig economy as independent contractors or freelancers. This Educators Toolkit is specifically designed to empower aspiring individuals keen to become part of the fast-growing gig economy.

The gig economy is based on a labour market for temporary work assignments instead of permanent employment. It comprises freelancers, senior interim consultants, contract workers, or digital nomads who work remotely from around the world. The gig workforce offers immense opportunities for competent professionals to earn attractive remuneration while enjoying location flexibility. Today, more organisations are hiring skilled independent workers or Giggers for short-term and project-based work.

However, succeeding as a Gigger requires developing expertise across several areas beyond core professional skills. The Giggers project covers a wide range of topics to equip individuals with the necessary skills and knowledge for personal growth, marketing, branding, communication, networking, business acumen, project management, and leveraging ICT tools and technology.

Personal Growth: Participants will gain insights into personal development, self-awareness, and self-management strategies, including developing a growth mindset, setting achievable goals, cultivating resilience, and learning assertiveness techniques. Assertiveness skills will enable individuals to communicate their needs, set boundaries, and negotiate effectively, which are essential for success in the gig economy.

Marketing and Branding: The project provides training on effective marketing techniques, personal branding, digital marketing strategies, and leveraging social media platforms to promote services, build an online presence, and attract potential clients.

Communication Skills: Effective communication is crucial for success in the gig economy. Participants will develop interpersonal communication skills, active listening, presentation skills, and the ability to articulate ideas clearly and persuasively, both in written and verbal forms.

Networking and Relationship Building: Building a strong professional network is essential for gig workers. Participants will learn strategies for networking, forming strategic partnerships, and nurturing valuable professional relationships that can lead to new opportunities and collaborations.

Business Acumen: The course covers the fundamentals of running a freelance business, including understanding scope of work, pricing strategies, contract negotiation, financial management, and client acquisition techniques. Participants will gain insights into professional behaviour and time management.

Project Management: Participants will be equipped with project management skills, including planning, organising, and executing projects effectively, enabling them to manage their workload, meet deadlines, and deliver high-quality results to clients.

Leveraging ICT Tools and Technology: With remote work becoming increasingly prevalent, the project focuses on utilising Information and Communication Technology (ICT) tools and the latest technologies to support collaboration, communication, and productivity in a gig environment. Participants will learn about various software, applications, and platforms that facilitate remote teamwork, file sharing, and virtual meetings.

The topics covered in Giggers can be adapted to an online or face-to-face learning environment.

How to Use This Toolkit

This toolkit is designed to provide educators with a structured curriculum for teaching the essential professional skills needed to succeed as a gig worker. The toolkit covers key topics ranging from self-management and personal branding to entrepreneurial thinking and project management.

The content is organised into 10 core units, each focusing on a specific skill area. Within each unit, you'll find:

Learning Objectives - Clearly defined goals for what learners should understand and be able to do after completing the chapter showcased as areas of Knowledge, Skills and Attitudes.

Theoretical Overview - Foundational knowledge and concepts related to the topic.

Skills Training - Instructions and exercises to build practical abilities.

Knowledge Checks - Activities and questions to assess learner understanding.

Resources - Supplemental materials like templates, reading lists, tools etc.

You can use this toolkit in several ways depending on your training needs:

- As a curriculum for professional development courses on gig work.
- To create single-topic training modules by pulling relevant chapters.
- As a reference guide and refresher for your own knowledge before delivering training.

The toolkit materials are designed to be flexible, allowing you to teach in-person or adapt the content for virtual/online learning environments. You can follow the chapters sequentially as laid out or restructure them based on your learners' priorities.

Whether teaching entry-level professionals exploring gig work or experienced freelancers seeking to sharpen their skills, this toolkit offers a well-rounded roadmap for educational success.

Customise the content as needed to meet your specific learning objectives.

CAREER PLANNING FOR GIGGERS

Career planning is a process of self-reflection to better understand your strengths, motivations, and values. The goal is to identify the ideal environment or circumstances where you can thrive and perform at your best. One of the best ways to prepare for your dream role is to create and follow a career path.

Educators need to really get learners to reflect on their career goals. Have them consider the following questions:

Have you ever mapped out the specific steps needed to prepare yourself for your desired job or career path? What qualifications, skills, or experiences will you need to acquire before applying for that type of position?

What types of companies or organisations typically need professionals in that role? Research different potential employers to understand the typical requirements and get a sense of the work environment.

Prompting learners to break down their career planning into actionable steps and to research potential employers can help them develop a more concrete roadmap for achieving their professional goals.

Broadly speaking, anyone looking to work in the gig economy first needs to understand their “entrepreneurial spirit” level. Working alone as a self-employed person, changing clients every other day, depending on irregular work, requires a lot of skills that are typical for an entrepreneur, but have to be fine-tuned for a person working in isolation most of the time, remotely and without the support of a team.

Educators will need to use skill identification exercises, interest inventories, communication and learning styles, and other methods to help you understand yourself better.

Some suggestions:

Interest evaluations, which gather data about your likes and dislikes regarding a wide array of activities, people and objects.

Personality evaluations, which often use online surveys like the Myers-Briggs Type Indicator. People with some personality types do better in certain occupations than others.

Aptitude evaluations, which test your abilities and strengths. They can let you know if you need more education or training and can also help you decide if you want to spend the time, money and effort needed to start a brand-new career.

Giggers Competencies

We provide some of the key tasks a gigger should perform in order to do his or her job efficiently. This list is not exclusive, but can provide the basis for an action plan to increase competencies.

AREAS OF COMPETENCE	I AM GOOD AT THIS	I NEED TO IMPROVE	I HAVE NO IDEA HOW TO DO THIS
TIME MANAGEMENT			
Create a schedule			
Prioritise Tasks			
Use Productivity Tools			
Avoid Distractions			
Practice good time management habits			
COMMUNICATION			
Listening skills			
Problem-solving skills			
Written Communication			
Verbal Communication			
Empathy			
Attention to Detail			
Negotiation Skills			
Interpersonal Skills			
Cultural Sensitivity			



AREAS OF COMPETENCE	I AM GOOD AT THIS	I NEED TO IMPROVE	I HAVE NO IDEA HOW TO DO THIS
PERSONAL FINANCE AND ACCOUNTING			
Create a budget			
Create a separate business account			
Track your expenses			
Plan for retirement			
Invoice and Payment			
Emergency Funds			
SALES AND MARKETING			
Establish online presence			
Problem-solving skills			
Get Referrals for your work			
Network			
Specialise in a niche			
Set Pricing			
Get testimonials			
Build Rapport			
Stay updated on new trends			



AREAS OF COMPETENCE	I AM GOOD AT THIS	I NEED TO IMPROVE	I HAVE NO IDEA HOW TO DO THIS
NETWORKING SKILLS			
Join online communities			
Join freelancers groups			
Reach out to past clients			
Attend conferences and trade shows			
Use Social Media			
Be open and friendly			
Collaborate with other giggers/freelancers			
ADAPTABILITY			
Be flexible			
Embrace change			
Diversify your skillset			
Get better everyday			
Be proactive			
Be resilient			
Hold yourself accountable			
Seek motivation/inspiration			
Learn to say no			

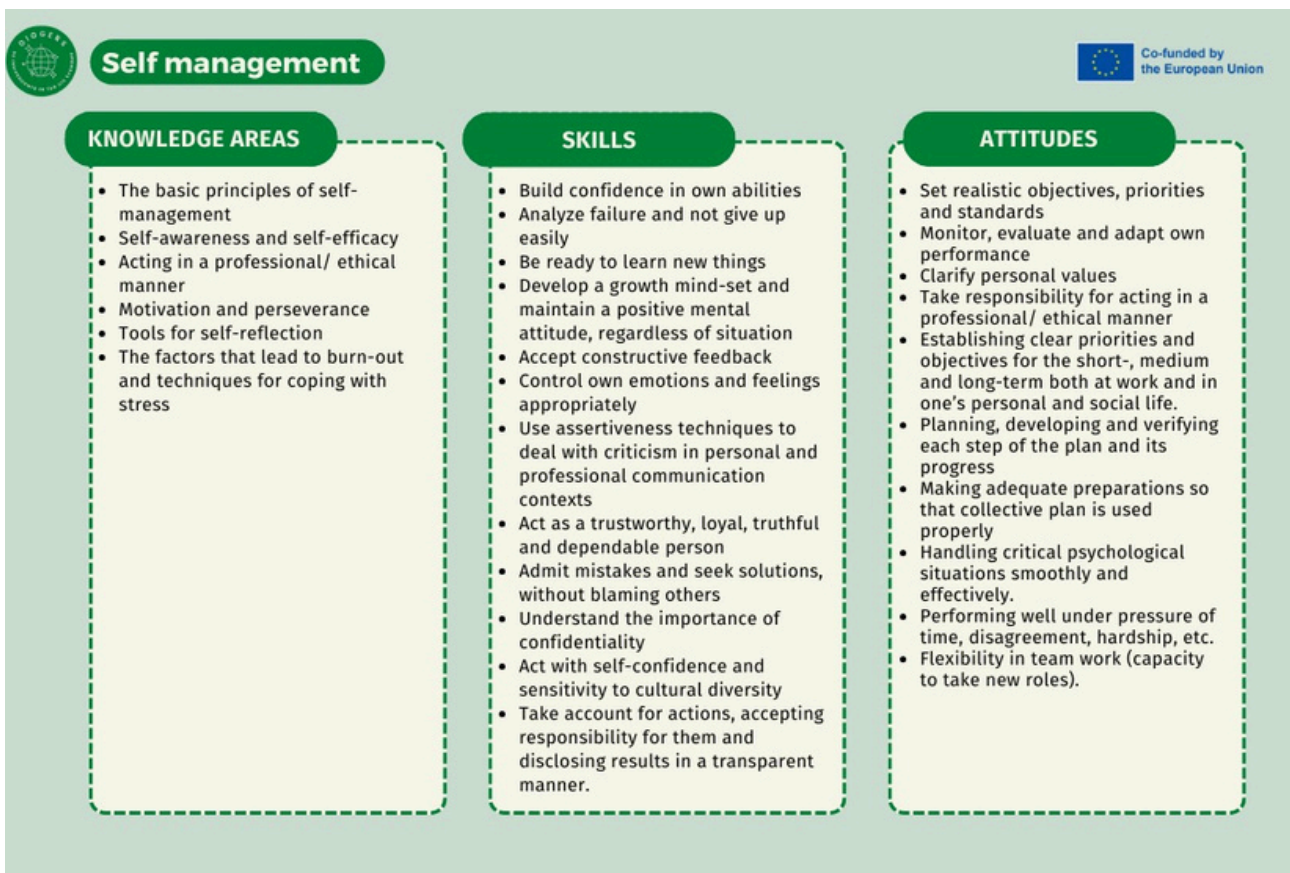
UNIT 1

SELF MANAGEMENT

Self-management is the practice of knowing how to manage one's actions, decisions, and behaviours, and above all taking responsibility for the results of one's actions, decisions, and behaviours.

It involves knowing how to set goals, prioritise tasks to be done, and know how to organise time in order to achieve set results. Self-management also involves tracking your progress, adjusting when necessary, and staying focused and motivated to complete tasks and overcome obstacles.

Successful self-management requires discipline, self-awareness, and effective planning.



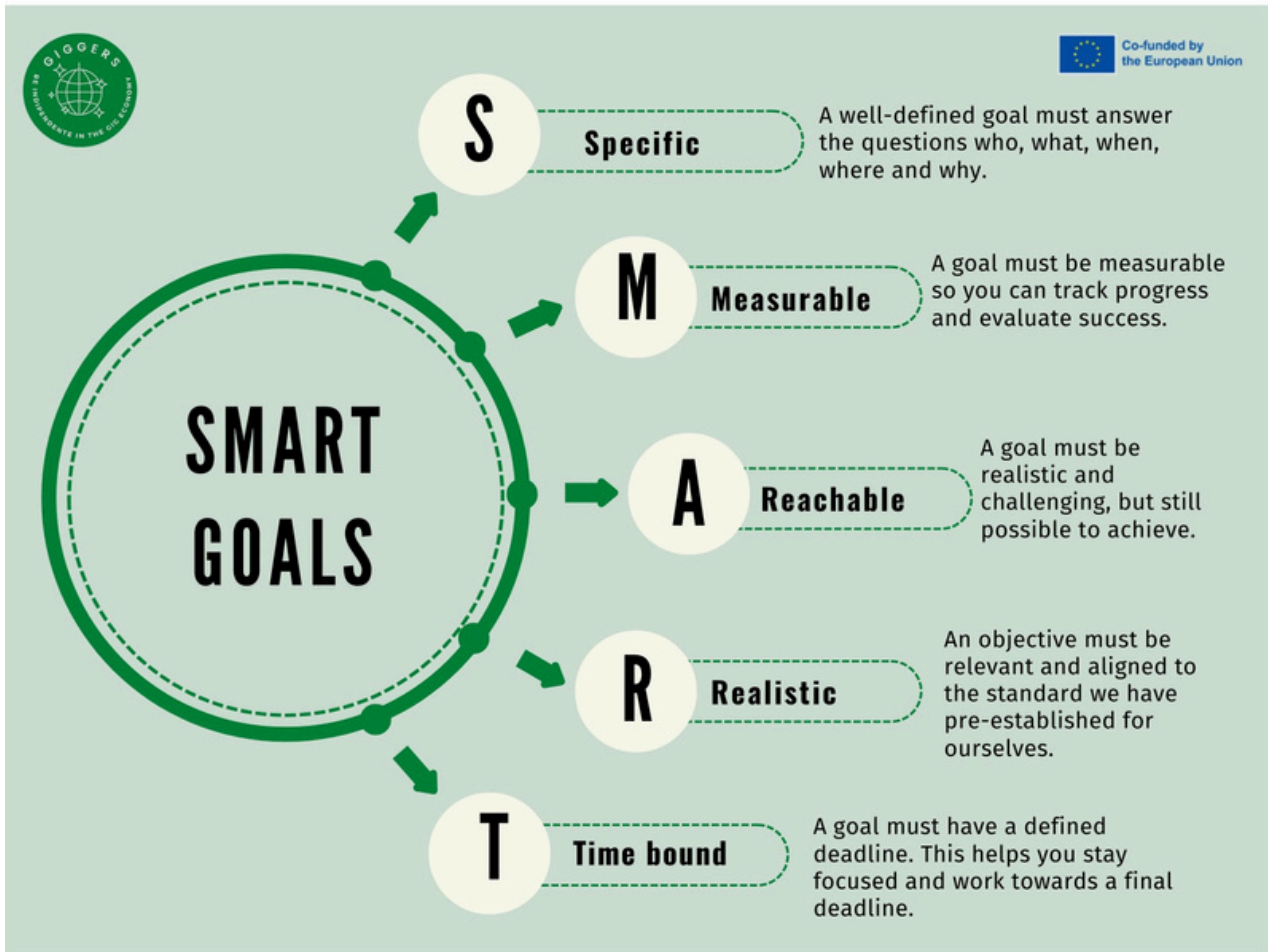
Self management

Co-funded by the European Union

KNOWLEDGE AREAS	SKILLS	ATTITUDES
<ul style="list-style-type: none"> The basic principles of self-management Self-awareness and self-efficacy Acting in a professional/ ethical manner Motivation and perseverance Tools for self-reflection The factors that lead to burn-out and techniques for coping with stress 	<ul style="list-style-type: none"> Build confidence in own abilities Analyze failure and not give up easily Be ready to learn new things Develop a growth mind-set and maintain a positive mental attitude, regardless of situation Accept constructive feedback Control own emotions and feelings appropriately Use assertiveness techniques to deal with criticism in personal and professional communication contexts Act as a trustworthy, loyal, truthful and dependable person Admit mistakes and seek solutions, without blaming others Understand the importance of confidentiality Act with self-confidence and sensitivity to cultural diversity Take account for actions, accepting responsibility for them and disclosing results in a transparent manner. 	<ul style="list-style-type: none"> Set realistic objectives, priorities and standards Monitor, evaluate and adapt own performance Clarify personal values Take responsibility for acting in a professional/ ethical manner Establishing clear priorities and objectives for the short-, medium and long-term both at work and in one's personal and social life. Planning, developing and verifying each step of the plan and its progress Making adequate preparations so that collective plan is used properly Handling critical psychological situations smoothly and effectively. Performing well under pressure of time, disagreement, hardship, etc. Flexibility in team work (capacity to take new roles).

SETTING GOALS, PRIORITIES, AND STANDARDS - Setting realistic goals and priorities is essential for effective self-management. This involves setting specific, measurable, achievable, relevant, and time-bound (SMART) goals.

Realistic goals are those that are within your capabilities and resources. For example, if you want to improve your time management skills, setting a realistic goal might be to complete all the tasks on your to-do list by the end of each day for the following month.



HOW TO WRITE A SMART GOAL

Writing a SMART goal requires a structured process. Here's a step-by-step guide to writing a SMART goal:

Specific: Clearly define what you want to achieve. For example, instead of saying "improve my career," you could say "get a promotion at work by the end of the year."

Measurable: Set metrics to measure your progress. For example, you could say "increase sales by 10% year-over-year."

Achievable: Make sure your goal is realistic and achievable. Consider your resources, time, and effort required to achieve the goal.

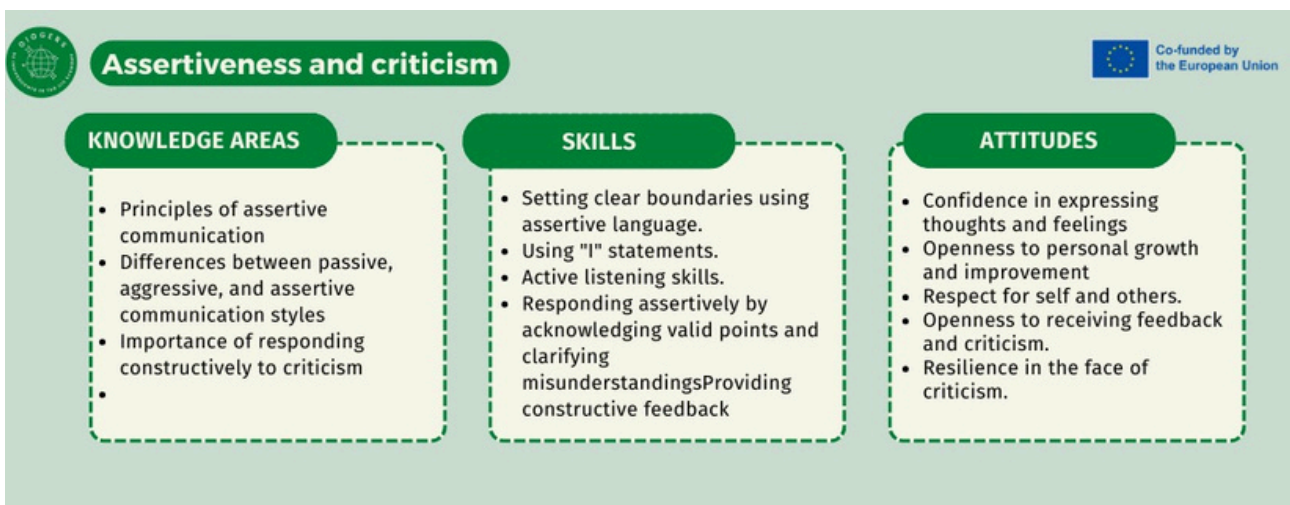
Relevant: Make sure your goal aligns with your values, interests, and long-term goals. Ask yourself if the goal is important to you and if it will bring you closer to the life you want.

Time-bound: Set a deadline for your goal. For example, you could say "reach my goal within six months."

UNIT 2

ASSERTIVENESS AND HANDLING CRITICISM

Assertiveness is a behavioural characteristic exhibited by individuals who confidently express their thoughts, feelings, and needs in a respectful manner while considering the rights and emotions of others. It involves communicating and advocating for oneself effectively without being passive or aggressive.



In healthy communication, assertiveness plays a vital role in establishing and maintaining boundaries, promoting honest and genuine expression of ideas, promoting mutual respect, and understanding, and encouraging healthy conflict resolution. It allows individuals to express their desires, opinions, and concerns without fear of judgement, and fosters open communication channels in personal and professional relationships.

Expressing thoughts, feelings, and boundaries assertively involves effective communication techniques that promote assertiveness while maintaining respect for oneself and others. Some techniques for expressing oneself assertively include:

- **"I" statements:** Instead of blaming or criticising others, using "I" statements allow individuals to express their thoughts, feelings, and boundaries in a non-confrontational manner.
- **Active listening:** Being an active listener involves giving full attention to the speaker, maintaining eye contact, and acknowledging their feelings and perspective.
- **Using assertive language:** Utilising assertive language involves being direct, specific, and clear in conveying thoughts and feelings. It is important to avoid generalisations, apologise for expressing oneself, or use minimising phrases like "I'm sorry, but..."

- **Conflict resolution skills:** When conflicts arise, assertive communication techniques can help address them effectively. Openly discussing the issue, actively listening to the other person's perspective, expressing thoughts and boundaries assertively, and seeking compromise or win-win solutions are key aspects of assertive conflict resolution.

Understanding self-esteem and its relation to assertiveness

Self-esteem refers to an individual's overall evaluation and perception of their own worth and value. It involves how they feel about themselves, what they believe about their abilities and qualities, and the degree of confidence they possess. Self-esteem plays a crucial role in shaping a person's thoughts, emotions, and behaviours.

Assertiveness, on the other hand, refers to the ability to express one's thoughts, opinions, and wishes in a respectful and confident manner, while also considering the rights and feelings of others. It involves confidently standing up for oneself, setting boundaries, and communicating effectively.

Understanding the impact of criticism on personal and professional relationships

In personal relationships, criticism can deeply affect individuals as it directly addresses their personal qualities, behaviours, or choices. If criticism is expressed with empathy, understanding, and respect, it can pave the way for open communication and growth within the relationship. On the other hand, harsh, unfair, or constant criticism can lead to hurt feelings, loss of trust, and conflict.

It is crucial to provide constructive criticism with sincerity and tact, focusing on specific behaviours or actions rather than attacking personal qualities. Equally important is the ability to receive criticism with an open mind, seeking to understand the intentions behind it and using it as an opportunity for personal and professional growth.

Techniques to handle conflict and criticism

Fogging: Agreeing with the truth or logic in the other person's statement, even if you disagree with their conclusion or approach.

Example: "You're right, I did miss that deadline. I should have planned better."

Finding Common Ground: Identifying any points you agree with in the criticism as a starting point.

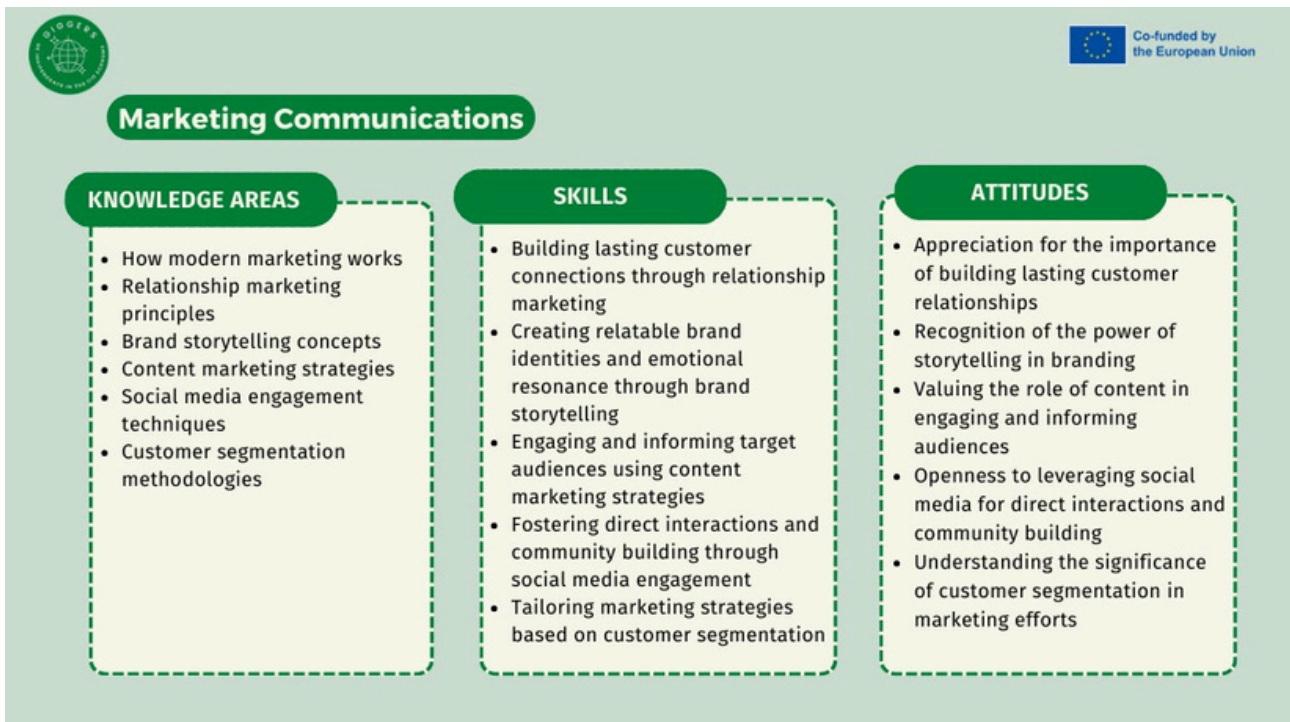
Compromising: Being willing to accept and act on any valid aspects of the criticism.

Taking a Break: Suggesting revisiting the discussion later if emotions are running high when receiving criticism.

UNIT 3

MARKETING COMMUNICATION

The aim of this unit is to empower giggers with the knowledge and skills needed to excel in modern marketing and client connections. By the end of this unit, students will have the tools to master client engagement, use digital platforms for marketing, and employ innovative strategies to foster productive client relationships.



How to Attract and Engage Clients

To be successful in business, you need to engage in innovative strategies that focus on establishing enduring connections with clients using:

Relationship Marketing emphasises the importance of nurturing long-term relationships with customers. It's built on trust, communication, and mutual understanding.

SEO Optimisation has become essential in enhancing a brand's online presence. By adeptly navigating the algorithms of search engines, brands can go higher up the ranks of search results, bolstering their visibility and accessibility to potential customers.

Client Engagement using content strategy, brand storytelling and a social media marketing plan that outlines the creation, distribution, and management of content to achieve specific goals.

Influencer Collaborations help businesses reach a wider audience. Influencers can help promote your products or services to their followers, increasing your credibility and expanding your reach.

Data-Driven Insights and Audience Understanding

By dividing customers into distinct segments based on demographics, behaviours, and preferences, marketers can gain a deeper understanding of their audience and tailor their efforts more precisely. This segmentation allows for the creation of Targeted Campaigns, wherein marketing messages are customised to resonate with the unique characteristics of each segment.

Marketing Automation also offers the advantage of Data Analysis, wherein insights are gathered from customer interactions and behaviours. This data-driven approach enables marketers to refine their strategies continuously, adapting to changing customer preferences and trends.

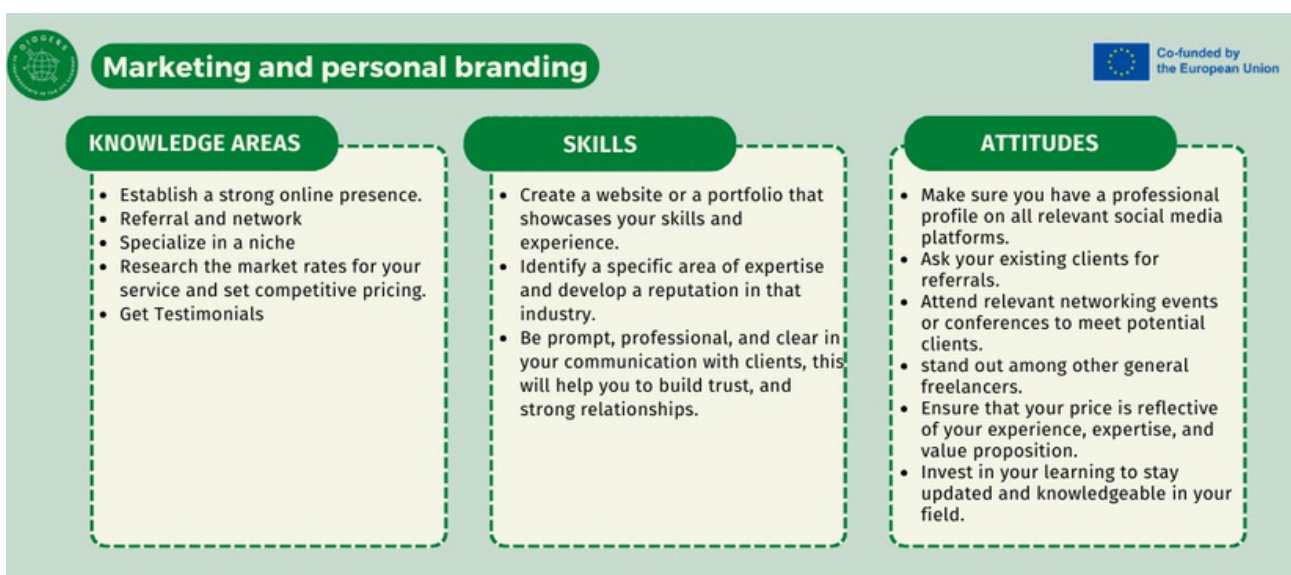
UNIT 4

PERSONAL BRANDING

Personal branding is the practice of creating and managing a distinctive image and reputation for oneself. It involves the intentional and strategic effort to establish a unique identity, both online and offline, that differentiates you from others and conveys your values, skills, expertise, and personality.

This unit is dedicated to highlighting the significance of personal branding in the gig economy and its profound effects on career success and client trust. A well-defined personal brand not only influences pricing strategies but also enables gig workers to navigate the gig economy with ease, fostering career growth and adaptability.

Personal branding includes all content that's available about a person. It's simple to build from scratch but difficult to change once an identity is set. If you take the time to define and reinforce your personal brand, your online presence will appear cohesive and consistent. This helps you stand out from competitors



Marketing and personal branding

KNOWLEDGE AREAS

- Establish a strong online presence.
- Referral and network
- Specialize in a niche
- Research the market rates for your service and set competitive pricing.
- Get Testimonials

SKILLS

- Create a website or a portfolio that showcases your skills and experience.
- Identify a specific area of expertise and develop a reputation in that industry.
- Be prompt, professional, and clear in your communication with clients, this will help you to build trust, and strong relationships.

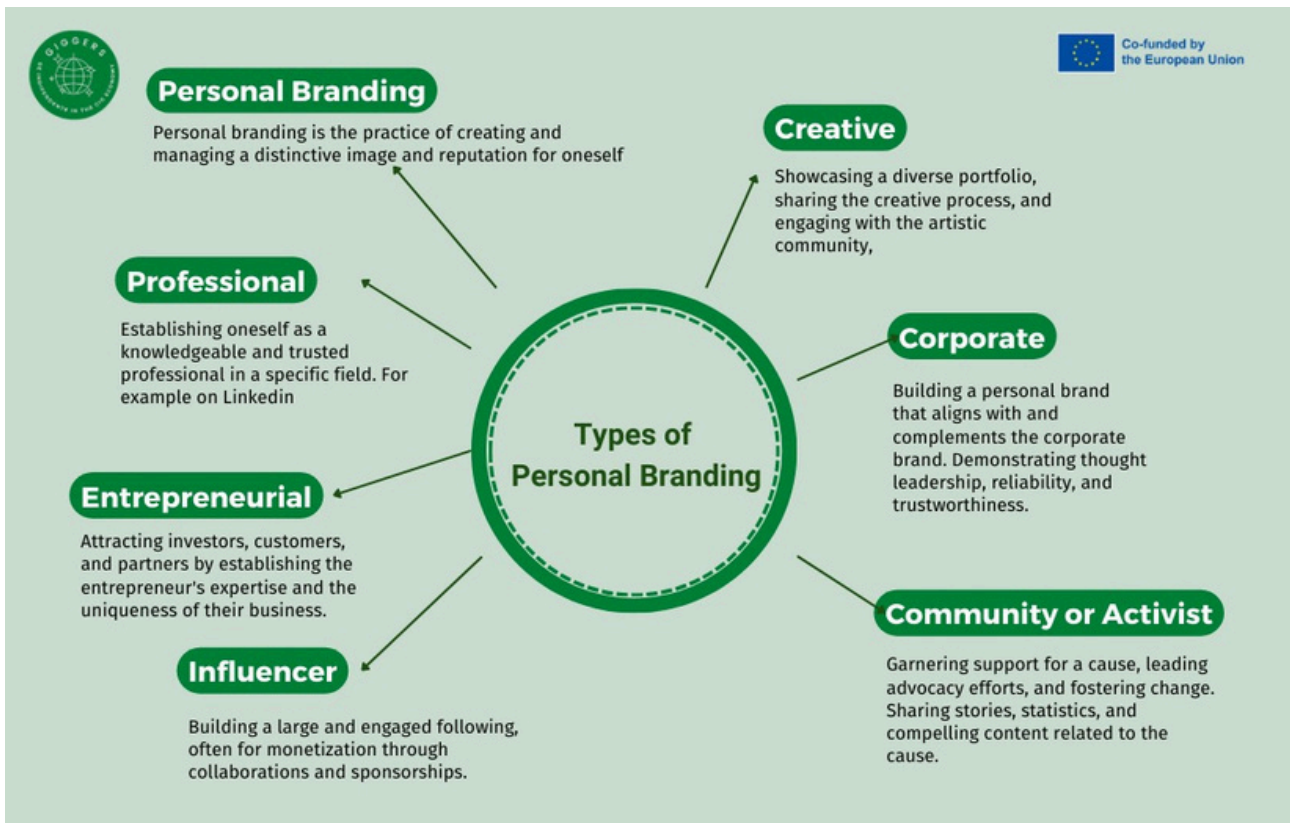
ATTITUDES

- Make sure you have a professional profile on all relevant social media platforms.
- Ask your existing clients for referrals.
- Attend relevant networking events or conferences to meet potential clients.
- stand out among other general freelancers.
- Ensure that your price is reflective of your experience, expertise, and value proposition.
- Invest in your learning to stay updated and knowledgeable in your field.

Understanding your Personal Brand

Understanding your personal brand is about aligning the services you offer with what clients expect. When your brand is clear and consistent, clients can easily determine whether your skills and values match their needs. This alignment reduces misunderstandings and ensures client satisfaction, as it ensures that the services you provide meet their expectations.

Furthermore, **your personal brand plays a role in how you price your services**. A strong brand that highlights your expertise allows you to command higher rates because clients are often willing to pay more for quality and reliability. It also empowers you to effectively market your services, knowing where and how to reach your ideal clients, as well as how to tailor your marketing efforts.



A personal branding strategy is a strategy to raise the exposure of your reputation and career from relative obscurity. It outlines your current position and the level of visibility you hope to attain in the future. While working on your personal brand you will ask yourself several questions: What is my target market? Who is going to purchase my services? Who is going to hire me for this specific gig?

Once you have the answers you will start assembling a media kit. Hire a professional to snap a few pictures of you and create both a short and long bio. Include a download link for your kit's zipped file on your bio page, if you can. The most significant social network for professionals in professional services is by far LinkedIn. Make sure to completely fill out your profile. Then scan the area for active groups that your target audience members visit and join them.

Improve your bio and create a website. Include elements in your biography that will provide you more credibility, such as publications you've authored, speeches you've given, and awards you've received. Create a portfolio of work that you can easily share with clients. This helps them understand your skills and expertise.

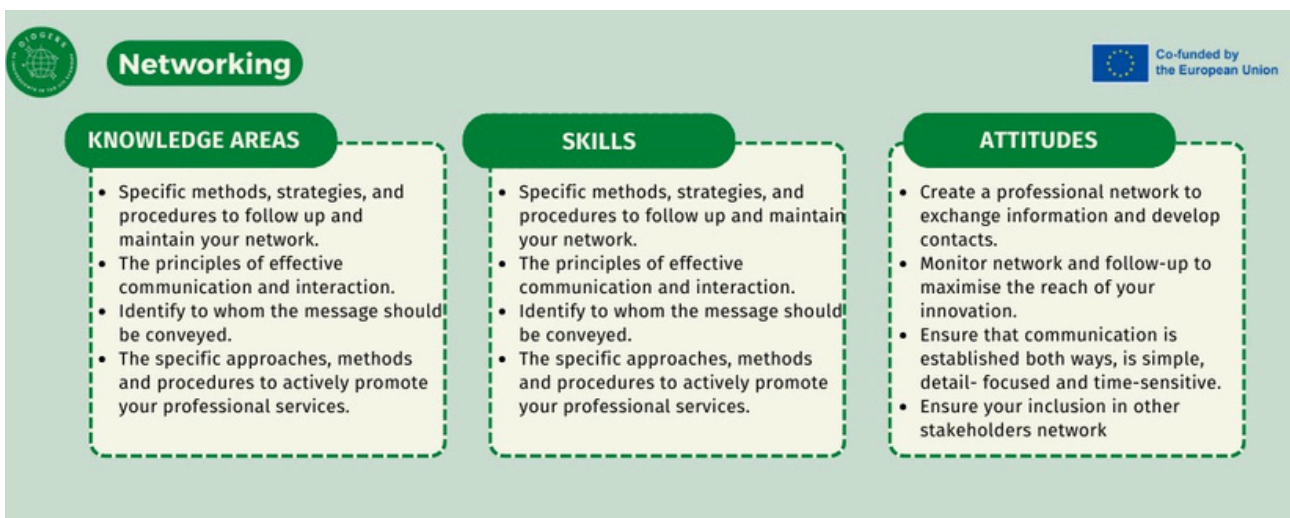
Finally, a strong personal brand is not static; it can evolve as your skills and interests change. This adaptability allows you to transition into different areas of the gig economy if your interests shift or market demands change. In essence, your personal brand serves as the foundation upon which you build a successful and sustainable gig worker career, one that is driven by clarity, credibility, and client trust.

UNIT 5

NETWORKING

Networking is the process of establishing and nurturing relationships, often for personal or professional purposes, with individuals, organisations, or groups to exchange information, resources, support, and opportunities. It has transformed the way individuals and businesses connect, collaborate, and thrive in the digital age.

One of the key aspects of networking in the gig economy is the reliance on digital tools and platforms. Gig workers often leverage social media, professional networking sites, and virtual communication tools to connect with clients, peers, and potential collaborators. These digital platforms enable them to cast a wider net, reaching a global audience and diversifying their network in ways that were previously unimaginable. Online forums, webinars, and virtual events have become essential arenas for gig workers to showcase their skills, exchange ideas, and form partnerships.



Networking

KNOWLEDGE AREAS

- Specific methods, strategies, and procedures to follow up and maintain your network.
- The principles of effective communication and interaction.
- Identify to whom the message should be conveyed.
- The specific approaches, methods and procedures to actively promote your professional services.

SKILLS

- Specific methods, strategies, and procedures to follow up and maintain your network.
- The principles of effective communication and interaction.
- Identify to whom the message should be conveyed.
- The specific approaches, methods and procedures to actively promote your professional services.

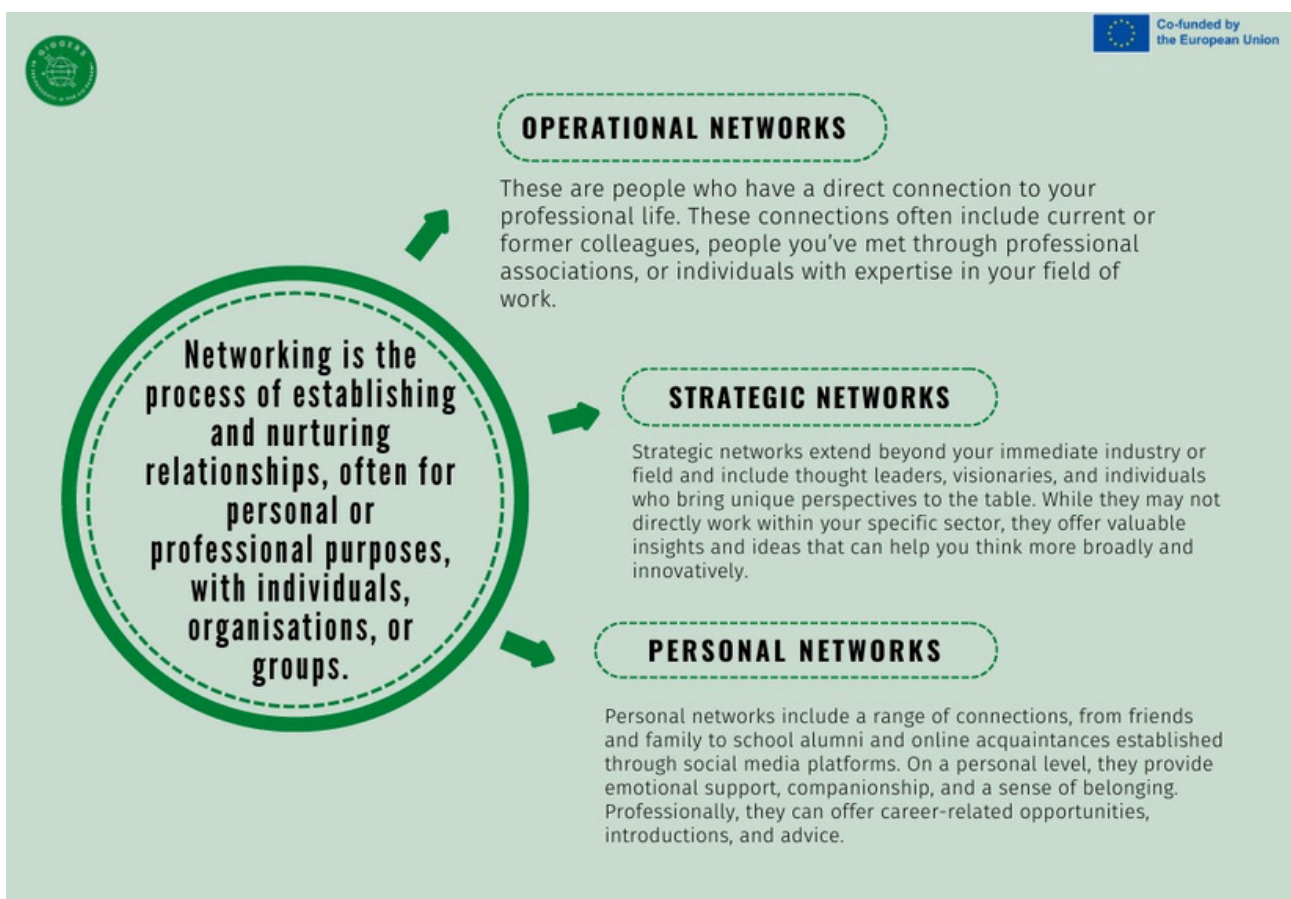
ATTITUDES

- Create a professional network to exchange information and develop contacts.
- Monitor network and follow-up to maximise the reach of your innovation.
- Ensure that communication is established both ways, is simple, detail- focused and time-sensitive.
- Ensure your inclusion in other stakeholders network

Networking in a gig economy requires resourcefulness, flexibility and agility.

The nature of gig work, which often involves short-term projects and varying clients, places an increased emphasis on the agility and adaptability of one's network. Gig workers are expected to continuously expand and refine their network to stay competitive. In this context, networking becomes an ongoing process of relationship building, with a focus on creating a supportive ecosystem of clients, fellow gig workers, and mentors. Success in the gig economy often depends not only on what you know but on who you know and how effectively you can leverage those connections.

One of the key aspects of networking in the gig economy is the reliance on digital tools and platforms. Gig workers often leverage social media, professional networking sites, and virtual communication tools to connect with clients, peers, and potential collaborators.




Networking provides freelancers and gig workers access to several resources and advice from other professionals in the same field or a complementary field. By tapping into their network, professionals can seek recommendations for tools, platforms, and resources that streamline their work. Furthermore, networking often leads to discovering valuable insights, and strategies that can help overcome challenges specific to the freelance and gig environment.

UNIT 6


ENTREPRENEURIAL SKILLS

As a gig worker operating as your own boss, mastering managerial soft skills is essential to deal with the challenges of the freelance world. This Managerial Soft Skills module introduces participants to managerial soft skills, emphasising their definition, significance, and role in the entrepreneurial journey.

Success as an independent worker or freelancer requires far more than just technical expertise in any field. Whether you're a software developer, graphic designer, writer, or any other skilled professional, thriving in the gig workforce demands a unique combination of entrepreneurial mindsets and abilities.



ENTREPRENEURIAL SPIRIT



KNOWLEDGE AREAS

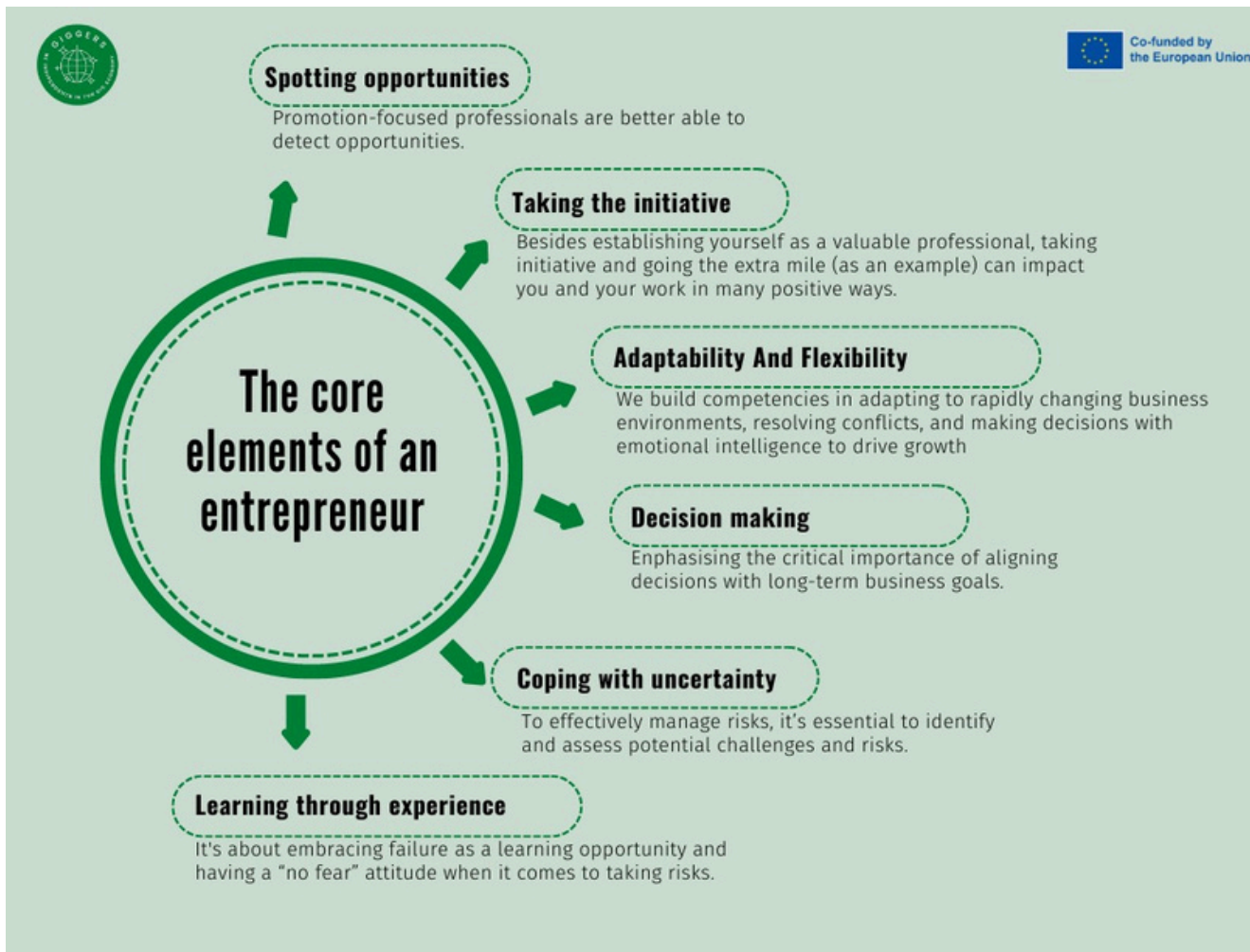
- The organizational reality
- How to spot opportunities
- When to taking the initiative
- How to adapt and be flexible
- Decision making
- Coping with uncertainty, ambiguity and risk
- Learning through experience
- identify, understand, describe and classify, situations with uncertainty
- Approaches to describe risks related to the task

SKILLS

- Identify and seize opportunities to create value
- Turn ideas into action and satisfy your need to achieve
- Be prepared and be resilient under pressure, adversity, and temporary failure
- Act and work independently to achieve goals, stick to intentions and carry out planned tasks
- Reflect and learn from both success and failure
- Make decisions and handle fast-moving situations promptly and flexibly.
- Being aware that in any given situation there are options and alternatives available
- Be able to adapt in the particularities of any given situation
- Trust oneself in being able to make adjustments in decisions and actions
- Use analytical thinking to create possible scenario outcomes

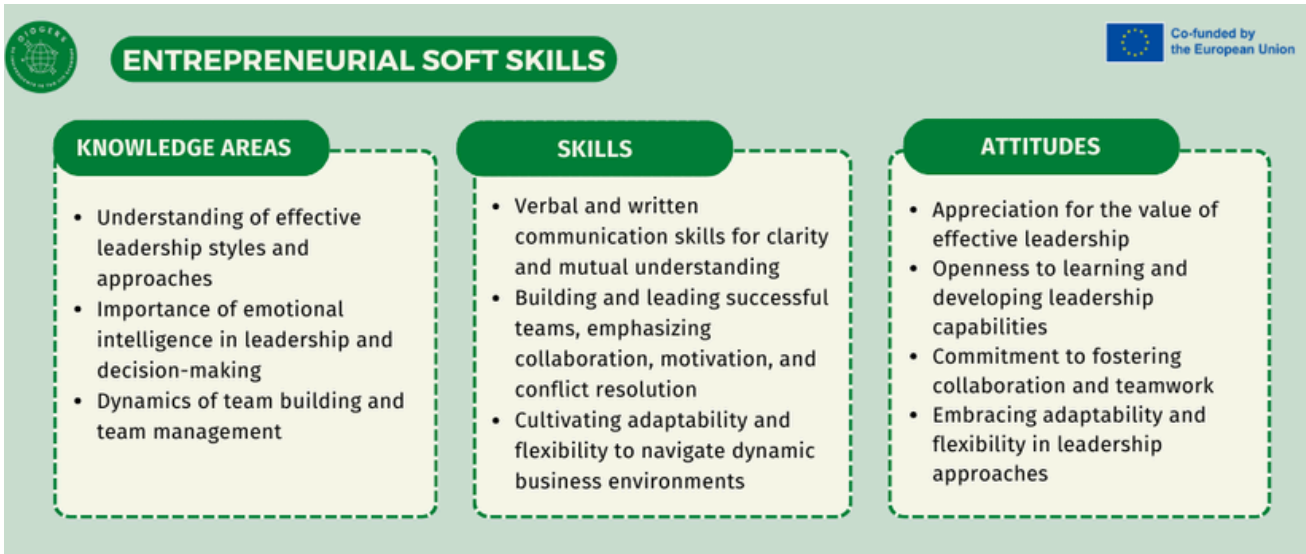
ATTITUDES

- Believe in your abilities
- Make decisions dealing with uncertainty, ambiguity and risk.
- Take up challenges.
- Be proactive in changing the status quo of a process/ service/product to overcome dissatisfaction.
- Be able to analyse risks in the process of change and act accordingly.
- Be able to establish networks, which enable promotion of (new) ideas within an organisation.
- Learn by doing
- Revise decisions if the predesigned path proves wrong or difficult
- Recognise chances and take them if they provide an advantage
- Find alternative or creative solutions to standard problems.
- Function in unknown situations where the consequences are unpredictable
- Handle fast moving situations promptly and flexibly
- Calculate and manage risk



As a gig worker, the ability to collaborate effectively in teams and provide leadership when needed is crucial. While you may often work independently, many projects require coordinating with other freelancers or clients' in-house teams. Excellent communication, conflict resolution, and motivation skills allow you to be a valued team member.

Additionally, you may find yourself in a leadership role, responsible for keeping a distributed team of contractors on track and aligned. In these situations, you must draw upon your project management abilities, emotional intelligence, and a solutions-oriented mindset to guide the team towards success. Building a reputation as a skilled collaborator and leader can open up opportunities for higher-profile gigs and strengthen your personal brand in the freelance marketplace.



Managerial soft skills refer to interpersonal and communication abilities that enable individuals to lead teams effectively. In this unit, we will focus on four managerial soft skills, their significance in entrepreneurship, and how to navigate through them to become a better entrepreneur.

Leadership Skills: Entrepreneurs, especially when leading a venture, often require the ability to inspire, guide, and motivate a team. Leadership skills facilitate effective decision-making and strategy development and cultivate a positive organisational culture.

Adaptability and Flexibility: The startup landscape is marked by uncertainties, rapid changes, and unexpected challenges. Entrepreneurs with strong adaptability and flexibility can navigate these shifts, divert when necessary, and lead their teams through transitions.

Team Building and Collaboration: Building and managing high-performing teams is a cornerstone of entrepreneurial success. Soft team collaboration and conflict resolution skills foster a cohesive and productive working environment.

Communication Skills: Clear communication is fundamental in the entrepreneurial world as entrepreneurs must convey their vision constructively to stakeholders, navigate negotiations with partners and clients, and articulate strategies to team members.

UNIT 7

DECISION MAKING AND RISK MANAGEMENT

Effective decision-making streamlines processes, minimises bottlenecks, and ensures that the venture operates smoothly, contributing to sustained productivity and profitability. However, decisions made in isolation, without considering potential risks and their implications, can lead to undesirable consequences. This is where decision-making correlates directly with risk management.

By identifying, analysing, and proactively managing risks, individuals and organisations can make well-informed, strategic decisions that not only maximise opportunities but also minimise adverse outcomes, paving the way for sustainable success.



Types of Decision-making

Adaptive Decision-Making

Entrepreneurs must always be ready to adjust their decisions and risk mitigation strategies based on evolving circumstances, market changes, and unforeseen challenges.

Risk Management as an Integral Component

Every entrepreneurial decision involves an element of risk, and effective risk management requires considering potential uncertainties and developing strategies to mitigate unfavourable outcomes.

Decision-Making as a Continuous Process

Entrepreneurs constantly face choices, from strategic business decisions to day-to-day operational choices, all of which contribute to the overall success of the enterprise.

Data-Driven Decision-Making Informed decision-making relies on data and analysis, so entrepreneurs need to gather and analyse relevant information to make proper choices, and at the same time, they must assess the associated risks and devise plans to address or manage them.

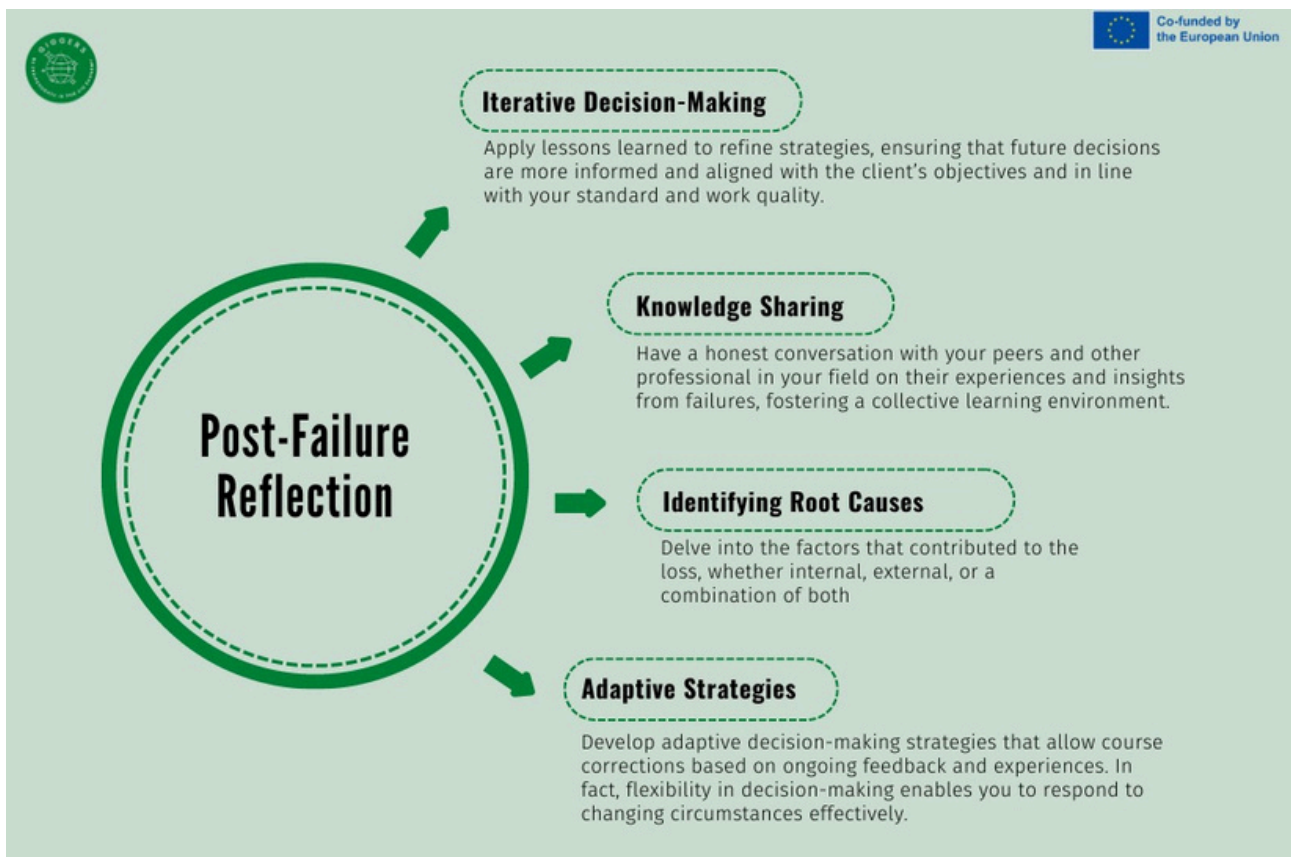
Risk Identification and Analysis

Risk is an inherent part of the entrepreneurial world, and effectively identifying and analysing risks is crucial to informed decision-making and successful business management.

Techniques for Identifying and Prioritising Risks

SWOT Analysis: Conducting a Strengths, Weaknesses, Opportunities, and Threats (SWOT) analysis is a systematic approach to identify internal and external factors that may pose risks or opportunities. **Brainstorming Sessions** is a valuable technique for identifying potential risks, as by collectively considering various aspects of the venture, a team can uncover risks that may become apparent to individuals. **Historical Analysis:** Learning from historical data allows entrepreneurs to anticipate and mitigate risks based on previous experiences.

Learning From Failure and Continuous Improvement

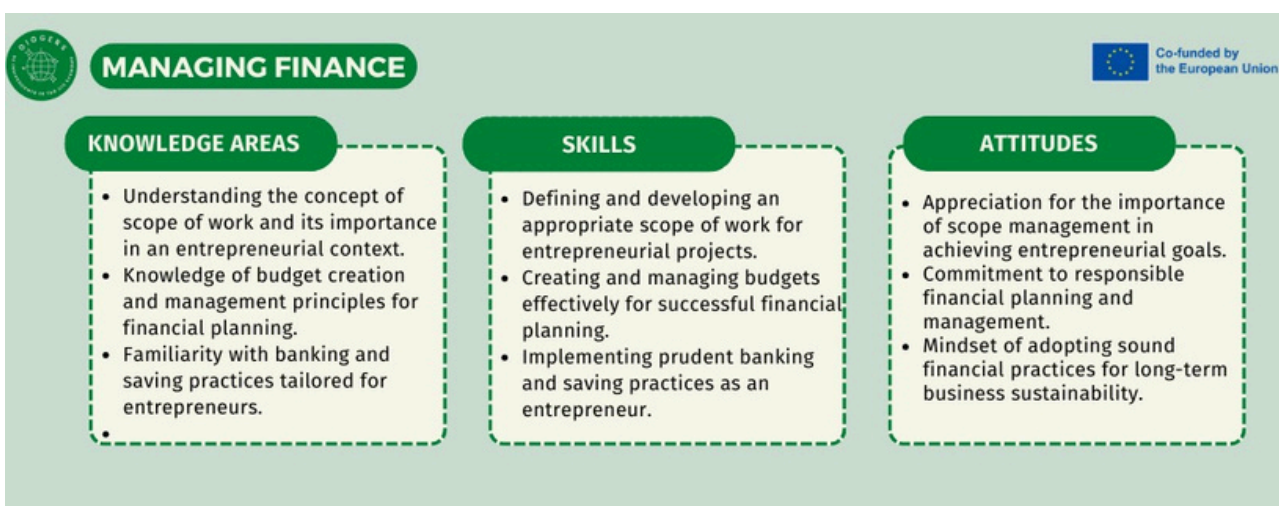


UNIT 8

MANAGING FINANCE

In the gig economy, where you are your own boss and business, mastering the art of scope, budget, and financial management is crucial. As an independent contractor or freelancer, your ability to define clear project scopes, create realistic budgets, and implement sound financial practices can determine your success.

This unit is designed to equip you with the essential knowledge and skills to navigate these critical aspects of gig work effectively. From learning how to develop comprehensive scopes of work that align with client expectations to creating budgets that account for all expenses and ensuring long-term financial sustainability, you'll gain invaluable insights into the vital financial and operational components of thriving as a gig economy professional.



MANAGING FINANCE

KNOWLEDGE AREAS

- Understanding the concept of scope of work and its importance in an entrepreneurial context.
- Knowledge of budget creation and management principles for financial planning.
- Familiarity with banking and saving practices tailored for entrepreneurs.

SKILLS

- Defining and developing an appropriate scope of work for entrepreneurial projects.
- Creating and managing budgets effectively for successful financial planning.
- Implementing prudent banking and saving practices as an entrepreneur.

ATTITUDES

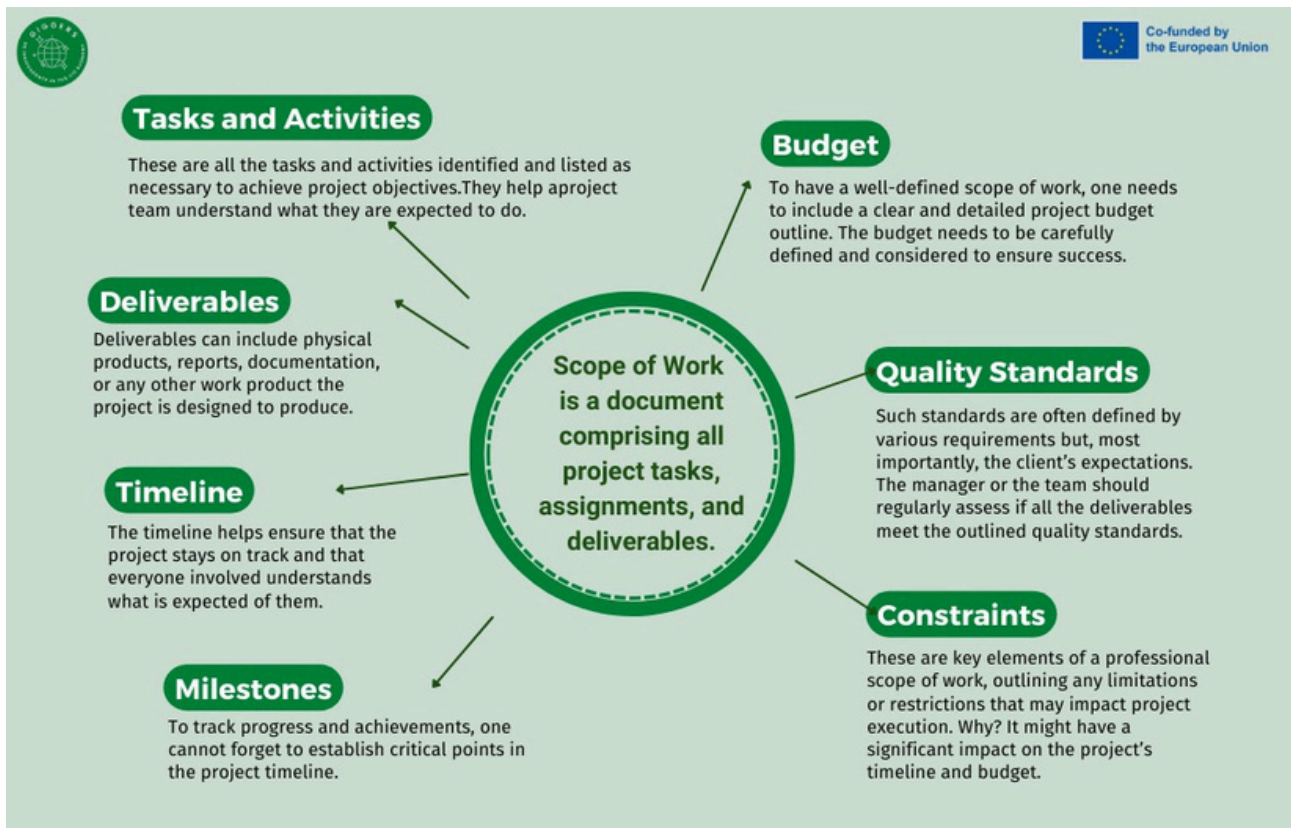
- Appreciation for the importance of scope management in achieving entrepreneurial goals.
- Commitment to responsible financial planning and management.
- Mindset of adopting sound financial practices for long-term business sustainability.

The Scope of Work (SOW) in entrepreneurial projects refers to a detailed document that outlines the specific tasks, deliverables, milestones, and criteria for success within a project. It acts as a roadmap, defining the boundaries and parameters of the project to guide both the project team and stakeholders. The scope serves as a contractual agreement between the entrepreneur and relevant parties, setting clear expectations for what will be accomplished.

Why is the scope of work important?

First, a clear scope of work is a powerful risk mitigation strategy. When project parameters are well-defined, potential obstacles can be identified and actively addressed. In such cases, stakeholders are better informed, and expectations are managed, reducing the likelihood of misunderstandings and conflicts during project execution. On the other hand, a well-defined scope directly contributes to achieving business goals. By clearly outlining project deliverables and milestones, entrepreneurs can ensure that every project activity aligns with the broader strategic objectives of the business.

Key Components of The Scope of Work



Budget Creation and Management

The first step in comprehensive expense management is categorisation. Expenses can be broadly classified into fixed and variable categories. **Fixed expenses**, such as renting an office space or equipment rental, remain constant, providing stability to the budget. On the other hand, **variable expenses** fluctuate based on business activities, requiring a more dynamic approach to financial planning.

Examining past financial records helps identify recurring and one-time expenses, revealing patterns and trends that inform future budgetary decisions. By learning from the past, giggers can enhance their ability to adapt and thrive in a constantly evolving economic environment.

To ensure that the budget is real one should research industry benchmarks and market trends to estimate competitive and industry-standard expenses.

Making it easy for clients to pay

Giggers should evaluate and integrate banking tools that align with their specific needs. For instance, they should adopt online payment platforms that simplify transactions, improve cash flow, and provide customers with convenient payment options such as PayPal, Revolut and Wise.

Methods for Disciplined Saving and Investment



Short-term Savings Goals

As your own boss in a gig environment you can at times face immediate financial needs, such as covering operational expenses or seizing time-sensitive opportunities. These can also arise from a low period of work due to holidays and summer time. Therefore, establishing short-term savings goals to address these requirements will ensure liquidity and flexibility in your day to day life.

Long-term Savings Goals

Creating long-term financial goals as a freelancer is a bit trickier than the short-term, especially if you're a digital nomad. You aren't guaranteed a steady pay check, nor are you sure where you might end up in a year's time. Yet long-term savings are crucial for retirement planning, home ownership goals or even to weather economic downturns. What one can do is to set aside a portion of profits for long-term goals, exploring investment options that align with their risk tolerance and business strategy.

Four steps to learn how to save and invest in a disciplined manner.

Create a comprehensive budget that accounts for all business expenses and allocates funds for savings and investments. Regularly review and adjust the budget based on evolving business needs and financial goals.

Maintain an emergency fund to cushion against unforeseen challenges. Aim to set aside three to six months' worth of operational expenses to ensure business continuity during tough times.

Explore diverse investment options, such as stocks, bonds, and real estate, to spread risk and optimise returns. Consult financial professionals to devise an investment strategy aligned with your business objectives.

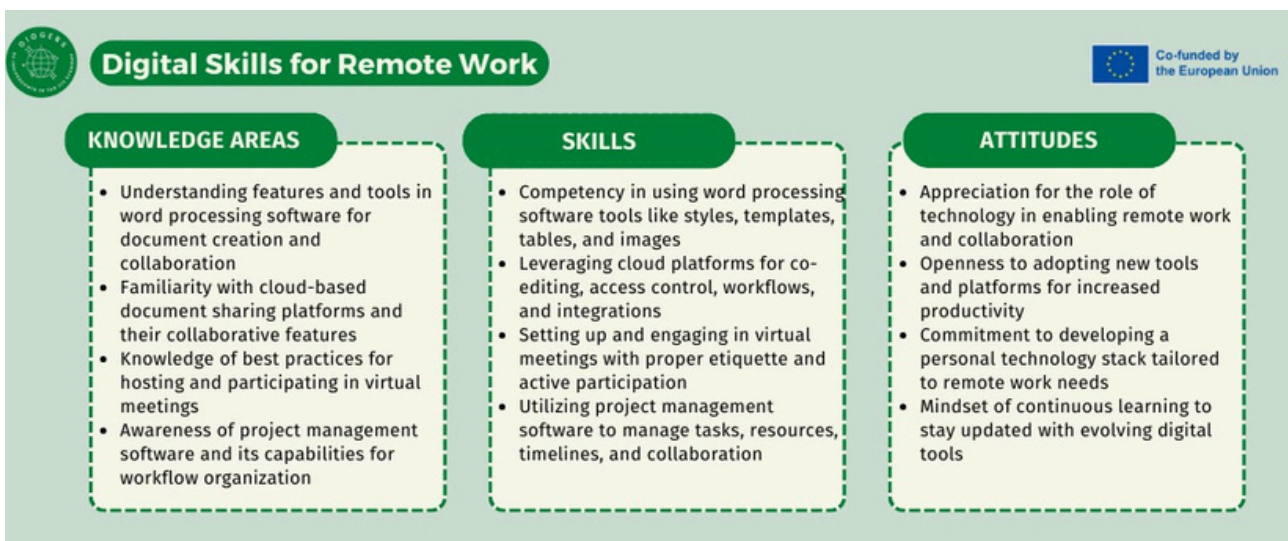
Implement automated saving mechanisms to ensure consistency in financial reserve building. Set up automatic transfers to savings accounts or investment portfolios to facilitate disciplined saving without manual intervention.

UNIT 9

DIGITAL SKILLS FOR REMOTE WORK

The gig economy has been significantly moulded by technological advances and for the most part, technology plays a crucial role in facilitating gig work.

The most important reasons to use the latest software and technology are to ensure that communication, collaboration and productivity are possible, and to protect your data and intellectual property.



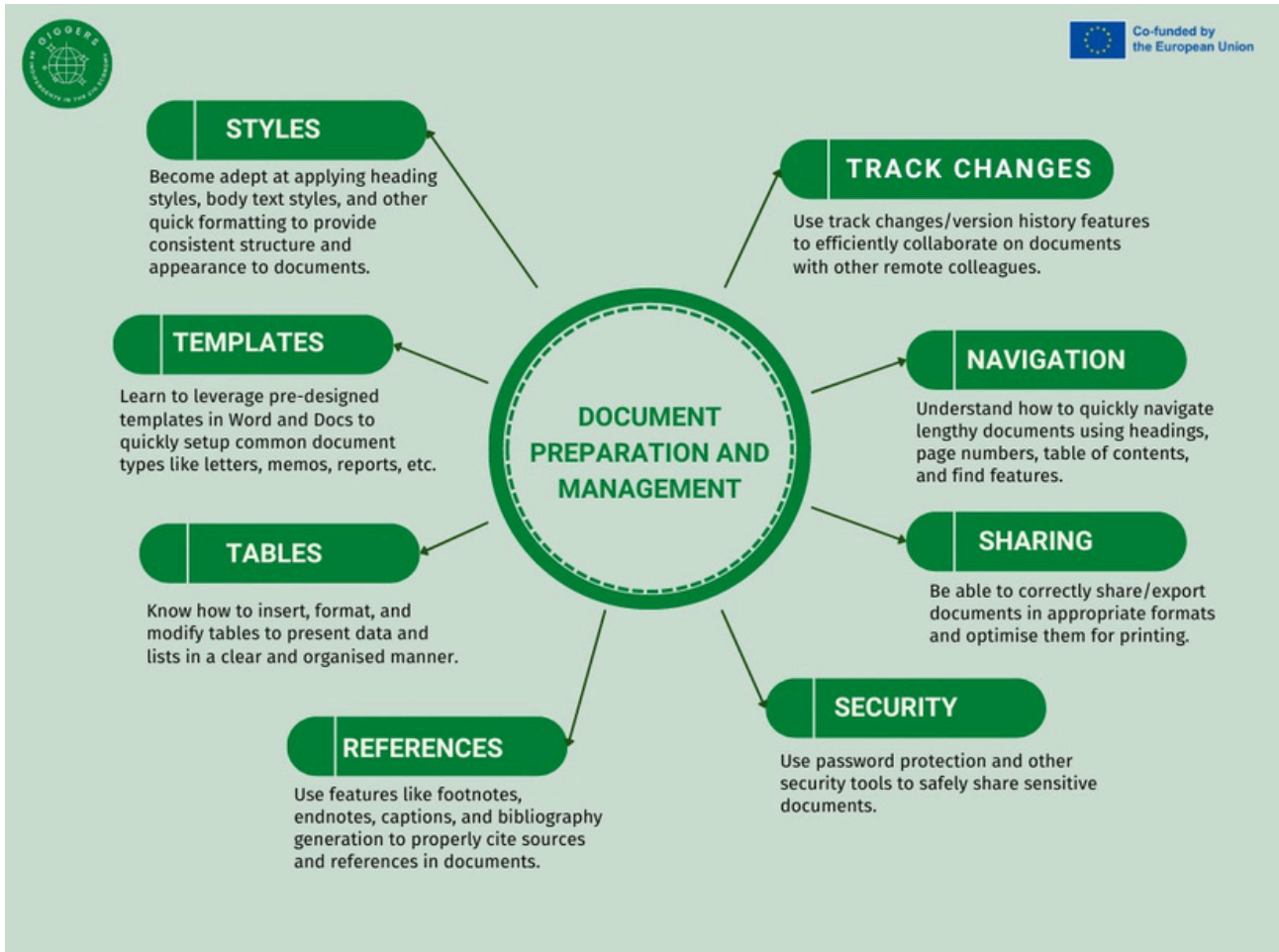
Collaboration in Remote Work

As a remote worker you need to translate basic in-office skills to the virtual world. This means there are some tech skills you need to have to qualify for remote opportunities.

Gig workers often need to collaborate with remote teams. Embracing shared document workspaces leads to organised, transparent content creation powered by centralised access and collaboration capabilities for enhanced productivity. Cloud-based document sharing platforms like Google Docs, Microsoft Office 365, and Box allow for seamless content collaboration in remote teams.

Document Management

A study conducted before Covid found that around 93 percent have difficulty locating files due to ineffective naming conventions or organisational systems. Without standardised protocols, version control and structured digital storage, documents are easily misplaced and teams waste time searching instead of working. In a remote environment this problem is magnified. Implementing organised naming protocols, centralised cloud storage, and access permissions can help ensure documents are findable and usable regardless of employee location.



Project Management Software

Project management software is used to plan, organise, and allocate resources for managing projects. It helps teams collaborate and keep track of the project's progress while clearly defining tasks and responsibilities. It lets project managers control costs and time and allows smooth collaboration between stakeholders.

The strategic use of project management tools is vital in achieving efficiency and success. Giggers can enhance their productivity through popular project management tools such as Asana, Trello, and YouTrack.

Key Features of Project Management Tools:

- Creating work flows to streamline processes and automate routines
- Managing tasks, to-do lists, calendars to facilitate efficiency
- Collaborative task assignment, progress tracking, status updates
- Integrations with other tools to centralise information

Video Conferencing for Seamless Communication

Video conferencing has become an essential technology for collaboration and communication in remote teams. Platforms such as Zoom, Microsoft Teams, and Google Meet provide robust tools for conducting virtual meetings, webinars, conference calls and more. This unit provides an overview of popular video conferencing solutions and their key capabilities.

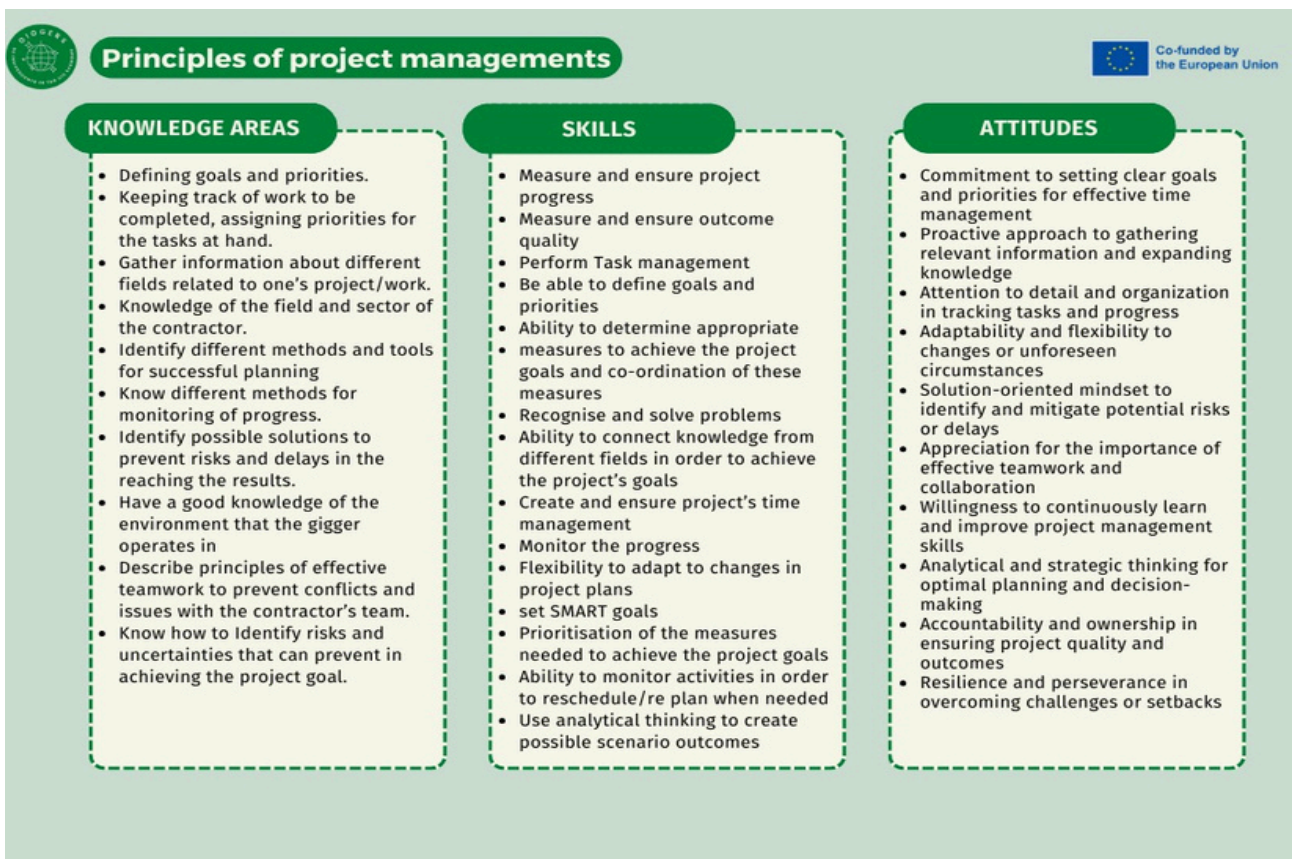
Best Practices for Hosting and Participating in Virtual Meetings

For Meeting Hosts	For Participants
Ensure all technology and AV equipment is setup and tested before the meeting starts	Review pre-reads and meeting agenda ahead of the session and login 5-10mins early to test your tech setup
Send a clear agenda and any relevant content ahead of the meeting so participants can prepare	Mute microphone when not speaking to minimise background noise
Coordinate between time-zones. Fore.g, don't schedule a meeting for 10 a.m CET if you have colleagues in NewYork.	Dress appropriately and position the camera at eye level and adjust lighting so that you are visible.
Start meetings on time and kick things off with a quick overview of the agenda	Engage actively through chat, reactions and by unmuting to speak up.
Keep attendees engaged and don't make it longer than it needs to be	Limit distractions by closing unnecessary windows and giving full attention - avoid multitasking as it is more obvious on camera.
Recap action items and next steps at the end	Use headphones if possible for better sound quality.

UNIT 10

PROJECT MANAGEMENT

Project management is the process of overseeing and organising the tasks, resources, and timelines required to successfully complete a project. The goal of project management is to plan, coordinate, and control project activities to meet predefined objectives regarding scope, cost, time, quality, and resources. For Gig workers to work well within a project they must understand the role that they play as well as have a keen understanding of Project based thinking.

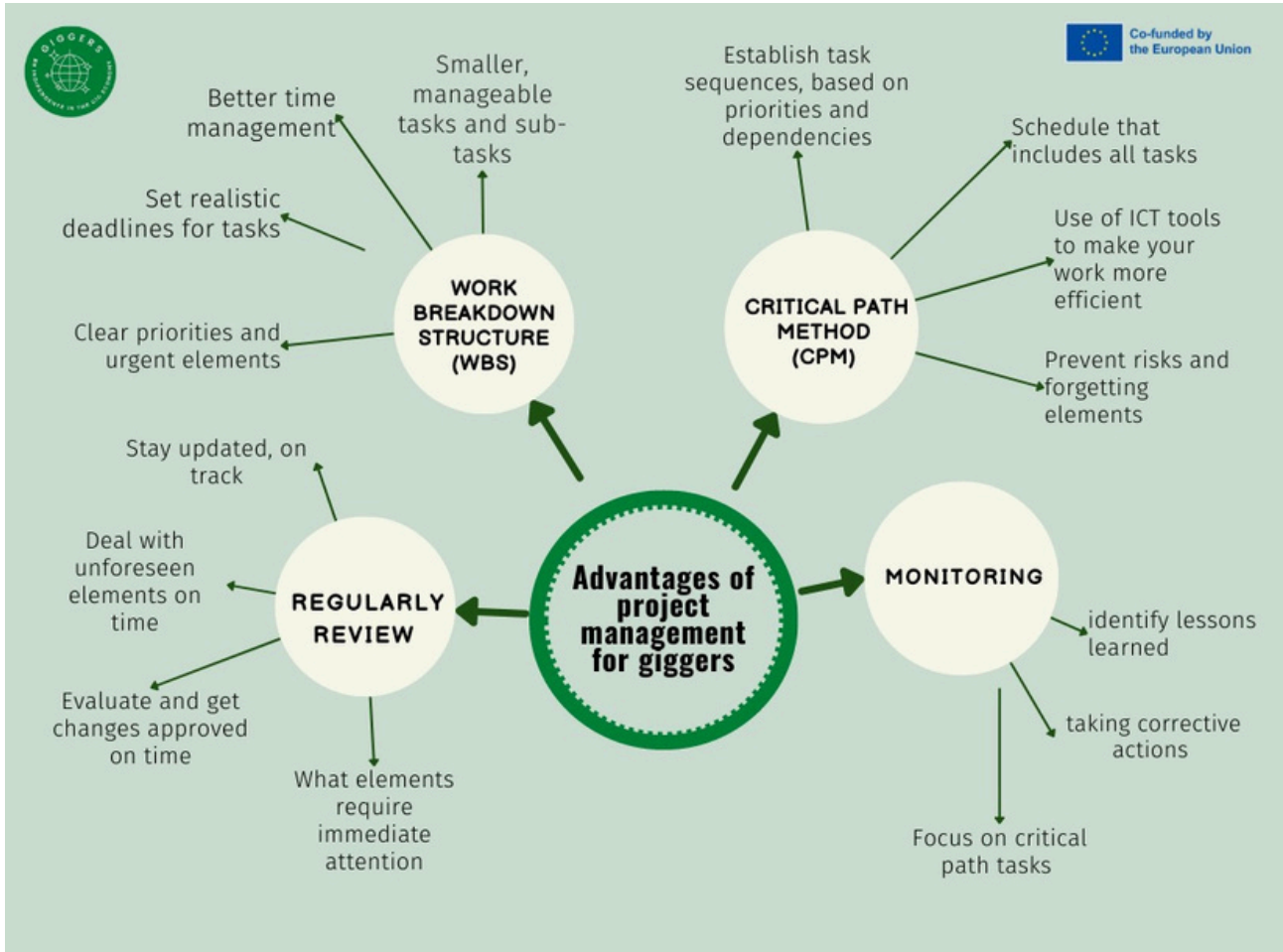


Project-based thinking is a fundamental approach to problem-solving, planning, and execution that has wide-ranging applications across various aspects of life. It is a mindset and a skill set that empowers individuals and teams to define clear objectives, create well-structured plans, manage resources effectively, and continuously monitor progress in pursuit of their desired goals.

Project management starts with defining the project objectives clearly. This involves setting specific, measurable, achievable, relevant, and time-bound (SMART) goals. By doing so, project managers ensure that everyone understands what success looks like

Once the objectives are established, the next step in project-based thinking involves developing well-structured plans for Project Management.

This planning phase encompasses tasks such as breaking down large goals into smaller, manageable projects, setting timelines and allocating resources effectively.



Project Charter

A project charter is a formal, written document that authorises the existence of a project and provides the project manager with the authority to allocate resources and make decisions. It serves as the project’s foundation, outlining its key parameters and stakeholders.

Establishing Project Scope

The project scope outlines what is included and what is excluded from the project. It defines the boundaries of the project. This could include specific features, functionalities, or deliverables that are part of the project, as well as those that are not. The scope should acknowledge any constraints, such as budget limitations, time restrictions, and resource availability.

Stakeholders and their Roles

We can divide the stakeholders into two groups. Internal stakeholders are individuals or groups within your organisation who are directly involved in or affected by the project. Examples include project sponsors, project managers, team members, and other departments that collaborate on the project.

Project Sponsor: The project sponsor plays a crucial role in initiating and funding the project. They are responsible for defining the project's objectives and ensuring it aligns with the organisation's strategic goals. Project sponsors provide the necessary resources and support for the project.

Project Manager: The project manager is responsible for planning, executing, and closing the project. They oversee the day-to-day activities, manage the project team, and ensure that the project stays on track.

Team Members: Team members are responsible for executing the tasks and activities necessary to achieve the project's objectives. They bring their expertise and skills to the project.

External stakeholders are individuals or groups outside the organisation who have an interest in the project. For example clients, customers, regulatory bodies, suppliers, and the general public, depending on the nature of the project. All of them are fulfilling different roles and creating a whole together.

Clients/Customers: Clients or customers are the end-users or beneficiaries of the project's deliverables. They often define the project's requirements and expectations and provide feedback throughout the project.

Regulatory Bodies: In certain industries, regulatory bodies play a significant role in approving and monitoring projects to ensure compliance with legal and industry standards.

Risk Management and Problem Solving

Risks are uncertainties that can have a negative impact on your project's objectives, and effective risk management involves identifying these risks and creating strategies to minimise their potential impact.

When unexpected challenges or changes arise, assess their impact on the project's objectives, timeline, and resources. Gather the project team to brainstorm solutions and make informed decisions about how to address the unexpected challenge. Encourage a collaborative approach to problem-solving. Be prepared to make changes as needed to keep the project on track.

FACILITATING ADULT LEARNERS

Andragogy is the facilitation learning for adults, who are self-directed learners.

Contemporary andragogy states that adult learners accumulate a wealth of knowledge and skills throughout their personal and professional trajectories, which can be harnessed as a valuable resource for collective learning.

With a significant portion of the European adult population (approximately 37% according to 2022 Eurostat data) actively engaged in learning or training activities, it has become crucial to tailor educational approaches to cater to this heterogeneous group.

Advances in neuroscience and cognitive psychology have shed light on the unique ways in which adults process and retain information. In response, **Facilitative Trainers are increasingly incorporating brain-based learning principles that take into account the cognitive processes involved in adult learning.** These strategies include techniques such as spaced repetition, retrieval practice, and the utilisation of multimodal approaches that engage multiple senses and learning styles.

By fostering an inclusive environment that encourages the sharing and appreciation of diverse perspectives, Facilitative Trainers can create engaging and relevant learning experiences for all participants.

Designing and Delivering Programs for Adults

When designing training programs, Facilitative trainers approach adult learners as individuals with distinct thought processes. They recognise that adult learners are self-directed, bringing relevant experiences to the training, and require content that directly aligns with their roles and immediate applicability. Additionally, they understand that adult learners are intrinsically motivated.

Facilitative Trainers understand the diverse intelligences among learners, including linguistic, mathematical, spatial, musical, kinesthetics, empathic, and self-awareness. To cater to all learners, they design effective programs that address these varying intelligences.

In delivering the training, Facilitative Trainers ensure that visual, auditory, and kinesthetic learning styles are accommodated. They utilise visuals like slides, flip charts, reading materials, and demonstrations for visual learners. For auditory learners, they incorporate lectures, group discussions, conversations, and storytelling. To engage kinesthetic learners, they employ role-playing, simulations, hands-on practice, and writing exercises.

Moreover, Facilitative Trainers cultivate a supportive environment where adults feel comfortable taking risks and learning from their mistakes. They understand that positive reinforcement following setbacks enhances the learning process, as adults learn best through practical experience.

Principles of Adult Learning

Teaching and learning in adult education are distinct yet interconnected processes. An educator's role is to facilitate understanding and ensure that learners grasp the concepts being taught. Incorporating the following five principles into program design can help ensure effective learning outcomes (Vandenberg, n.d.)

Principle	Description
Personal Benefit	Adult learners are driven by personal gain. They are more motivated to learn if it helps solve problems, provides opportunities, enhances their status, or fosters personal and professional growth.
Experience	Adult learners bring diverse backgrounds and experiences. Engaging them by allowing them to share their experiences, build on their knowledge, and validate their skills can enhance motivation and learning.
Self Direction	Adult learners prefer to have control over their learning. Facilitating self-directed learning involves allowing them to make decisions about the curriculum and procedures, and encouraging peer learning.
Application and Action	Adult learners learn best through practical application. Providing opportunities for them to practise new skills and apply new knowledge during the learning process is crucial for effective learning.
Learning Styles	Adults have varied learning styles, such as auditory, practical, or interactive learning. Using a mix of teaching methods, like lectures, case studies, and group discussions, can cater to these diverse preferences.

Techniques for Facilitating Learning

In our role as Facilitators, we should integrate adult learning concepts into our workshops and process design, taking inspiration from Facilitative Trainers. We should approach participants as thinkers, recognizing their self-direction, relevant experiences, need for immediate applicability, and intrinsic motivation. Our processes should ensure inclusion of all learning styles and intelligences, avoiding marginalisation.

To aid in understanding and retention, educators can employ several effective methods. Here are five processes that enhance adult learning (Vandenberg, n.d.)

Technique	Description
Reflect	Providing opportunities for learners to reflect, review, and relate content to their own perspectives enhances learning. Sharing reflections should be encouraged but not mandatory.
Summarise	Encouraging learners to write summaries of what they've learned helps reinforce and retain information, aiding understanding and memory.
Share Knowledge	Adult learners often bring valuable knowledge and experiences. Educators and peers should encourage sharing to enrich the learning experience and validate their contributions.
Teach	Learning is reinforced when learners teach others. Techniques such as pair-share, triad teaching, and group presentations allow learners to convey what they've learned and how they plan to apply it.
Receive Feedback	Providing feedback through tests, exams, and assignments helps learners understand their progress and performance. Adults appreciate constructive feedback on their learning.

During workshops, we should:

- Assume participants need active involvement, both physically and mentally.
- Encourage participants to share their experiences through stories, anecdotes, and historical contexts.
- Ensure that workshop outcomes have immediate applications to maintain motivation.

Additionally, our process design should:

- Incorporate various media, such as visual aids, slides, posters, and flipcharts.
- Allocate time for discussions, breaks, role-playing, and simulations.
- Include music, movement, and visual and auditory elements.
- Incorporate exercises for self-awareness and interpersonal connections.
- Foster a safe environment that encourage risk-taking and embraces failure as a learning opportunity.

By adopting these principles, we can create enriching and effective workshops that cater to the diverse needs and preferences of adult learners.

Conclusion

To ensure the success of adult learning, it's essential to consider various factors specific to adult learners:

-The methods and techniques used in teaching should align with their needs and preferences.

-The content should be relevant and beneficial both in the short term and long term.

-Adult learners often find appreciation, motivation, and rewards highly encouraging, which can boost their enthusiasm for learning.

-Additionally, the learning environment should be supportive, valuable, and conducive to their growth and success.

ICT TOOLS FOR ONLINE MENTORING AND TEACHING

The integration of Information and Communication Technology (ICT) in education has transformed how we mentor and teach, particularly in the context of adult learners.

The use of digital tools can enhance engagement, facilitate interaction, and support a flexible learning environment that meets the unique needs of adult students.

This section explores various ICT tools and strategies that can be effectively utilised for online mentoring and teaching, with a focus on adult education.

Video Conferencing Platforms

1. Zoom

Zoom has become a popular tool for online teaching and mentoring due to its user-friendly interface and robust features. It supports video calls, screen sharing, breakout rooms, and recording sessions, making it ideal for interactive and engaging online classes.

2. Microsoft Teams

Microsoft Teams is a comprehensive platform that integrates with other Microsoft Office tools, making it suitable for professional and educational settings. It allows for video conferencing, file sharing, and collaborative workspaces, supporting both synchronous and asynchronous learning.

3. Google Meet

Google Meet offers seamless integration with Google Workspace, providing a straightforward solution for video meetings. It is particularly useful for institutions already using Google Classroom, allowing for easy scheduling and meeting access directly from the classroom environment.

Learning Management Systems (LMS)

1. Moodle

Moodle is an open-source LMS that provides educators with tools to create personalised learning environments. It supports various activities such as quizzes, forums, and assignments, and can be customised to meet the specific needs of adult learners.

2. Canvas

Canvas is a modern LMS that offers a range of features, including course creation, grading, and analytics. Its intuitive design and mobile-friendly interface make it accessible for adult learners who may need to study on the go.

3. Blackboard

Blackboard is a widely used LMS that provides comprehensive tools for course management, virtual classrooms, and student assessment. Its robust features and integration capabilities make it suitable for both small-scale and large-scale educational institutions.

Collaboration and Communication Tools

1. Slack

Slack is a messaging platform that allows for real-time communication and collaboration. It supports channels for different topics, direct messaging, file sharing, and integration with other tools, making it ideal for maintaining communication between mentors and adult learners.

2. Trello

Trello is a project management tool that uses boards, lists, and cards to organise tasks and projects. It is useful for collaborative projects and keeping track of progress, which can be particularly beneficial for adult learners managing multiple responsibilities.

3. Google Drive

Google Drive provides cloud storage and collaborative document editing. Tools like Google Docs, Sheets, and Slides allow for real-time collaboration, making it easy to share resources and work on projects together.

Digital Tools Specifically for Teaching Adult Learners

Interactive Learning Platforms

1. Kahoot!

Kahoot! is a game-based learning platform that makes learning fun and interactive. It can be used to create quizzes and surveys that engage adult learners and reinforce key concepts in an enjoyable manner.

2. Quizlet

Quizlet allows educators to create flashcards, quizzes, and study games. Its adaptive learning feature helps adult learners focus on areas where they need improvement, making study time more efficient.



Quizlet is definitely a great game-based learning tool with huge educational potential. However, most of the really great stuff in Quizlet is provided in the premium plan including the ability to track students progress and create unlimited classes

Content Creation and Sharing Tools

1. Padlet

Padlet is an online bulletin board where educators and learners can post notes, images, links, and videos. It fosters collaborative learning and can be used for brainstorming, discussions, and project planning.

2. Canva

Canva is a graphic design tool that enables users to create visually appealing presentations, infographics, and social media graphics. It is user-friendly and offers templates that can help adult learners present their ideas effectively.

Assessment and Feedback Tools

While there are tools incorporated in platforms like Quizlet and Kahoot an easily accessible tool that is popular with educators is **Google Forms**.

Google Forms is a versatile tool for creating surveys, quizzes, and feedback forms. It allows for automated grading and data analysis, helping educators assess learning outcomes and gather feedback from adult learners.

E-Books and Digital Libraries

1. Project Gutenberg

Project Gutenberg offers a vast collection of free eBooks, including classic literature and reference materials. Adult learners can access a wealth of knowledge without the cost of purchasing books.

2. Open Library

Open Library is an initiative by the Internet Archive that provides access to millions of books. It is an excellent resource for adult learners looking for diverse reading materials.

Strategies for Effective Online Teaching

Personalization of Learning

Adult learners benefit from personalised learning experiences that cater to their individual needs and learning styles. Using adaptive learning technologies and providing choices in how to engage with the material can increase motivation and engagement.

Encouraging Active Participation

Engaging adult learners in active learning can enhance their understanding and retention of information. Techniques such as group discussions, collaborative projects, and peer teaching can make learning more interactive and meaningful.

Providing Timely Feedback

Timely and constructive feedback is crucial for adult learners. Tools like Google Forms, Edmodo, and LMS platforms allow educators to provide immediate feedback on assignments and quizzes, helping learners understand their progress and areas for improvement.

Supporting Self-Directed Learning

Adult learners often prefer to take control of their learning journey. Providing resources for independent study, such as online libraries, MOOCs, and educational websites, empowers learners to explore topics of interest at their own pace.

Creating a Supportive Learning Environment

A supportive and inclusive online environment is essential for adult learners. Encouraging open communication, providing emotional support, and fostering a sense of community can enhance the learning experience and help learners overcome challenges.

Conclusion

The incorporation of ICT tools in online mentoring and teaching presents an opportunity for adult education. These tools not only facilitate the delivery of content but also enhance engagement, interaction, and the overall learning experience. As we have explored, various platforms like Zoom, Microsoft Teams, and Google Meet offer robust video conferencing capabilities, while learning management systems such as Moodle, Canvas, and Blackboard provide comprehensive course management solutions. Additionally, collaboration and communication tools like Slack, Trello, and Google Drive foster an environment of continuous interaction and teamwork.

Adult learners have unique characteristics and needs that must be considered in the design and implementation of educational programs. They bring diverse experiences and prior knowledge to the learning process, which can be leveraged to enrich the educational experience. Tools like Kahoot!, Quizlet, and Padlet can make learning more interactive and enjoyable, catering to the varied learning styles of adults. Moreover, content creation tools such as Canva and assessment tools like Google Forms and Edmodo help in creating engaging materials and providing timely feedback.

Facets of Adult Learning

Self-Direction and Autonomy: Adult learners often prefer to take control of their learning journey. ICT tools enable this by providing resources and platforms for self-directed learning. For instance, e-books and digital libraries like Project Gutenberg and Open Library offer vast resources that learners can explore independently, allowing them to set their own pace and focus on areas of personal interest.

Practical Application:

Adults tend to be practical learners who benefit from applying theoretical knowledge to real-world scenarios.

Experience-Based Learning:

Drawing on their own experiences, adult learners thrive in environments where they can share and reflect on these experiences. Video conferencing and collaborative tools create spaces for discussion and exchange of ideas, which can lead to deeper understanding and learning.

Relevance and Immediate Application: Adult learners are often motivated by learning that is directly relevant to their personal and professional lives. Therefore, the content and materials provided should be applicable and beneficial both in the short term and long term. Interactive platforms and practical tools ensure that learning is immediately applicable, making it more meaningful for adult students.

Intrinsic Motivation:

Appreciation, motivation, and rewards play a significant role in encouraging adult learners. Gamified learning platforms like Kahoot! and Quizlet introduce elements of fun and competition, which can stimulate enthusiasm and motivation. Moreover, timely feedback through tools like Google Forms and Edmodo helps learners track their progress and stay motivated.

Supportive Learning Environment:

Creating a supportive, inclusive, and encouraging online environment is crucial for adult learners. Video conferencing tools, LMS, and collaboration platforms enable continuous interaction and support, fostering a sense of community and belonging. This supportive environment helps learners feel valued and understood, which can enhance their learning experience.

In conclusion, the effective use of ICT tools in online mentoring and teaching can significantly enhance the learning experience for adult learners. By considering the unique characteristics and needs of adult students—such as their preference for self-direction, practical application, experience-based learning, and intrinsic motivation—educators can design programs that are engaging, relevant, and supportive. As technology continues to advance, the possibilities for improving adult education through digital tools will expand, offering new opportunities for innovation and excellence in teaching and learning.

Further Reading

"Freelance Toolkit" by Alison Grade

"The Gig Economy" by Diane Mulcahy

"The Empowered Freelancer" by Simone Vincenzi (Rethink Press, UK)

"Remote: Office Not Required" by Jason Fried and David Heinemeier Hansson

"Working in the Gig Economy" by Thomas Oppong

"The Freelance Way" by Robert Vlach

"The Financial Diet" by Chelsea Fagan and Lauren Ver Hage

"Freelancing in Europe" by Jörg Heidrich and Kathrin Hornbogen

"The Freelancer's Bible" by Sara Horowitz

"The Digital Nomad Handbook" by Lonely Planet

"Soft Skills: The Software Developer's Life Manual" by John Sonmez

"The Business of Expertise" by David C. Baker

"The Freelance Manifesto" by Joey Korenman

"Networking for People Who Hate Networking" by Devora Zack

"The Self-Employment Survival Guide" by Jeanne Yocum

"The Personal MBA" by Josh Kaufman

"Freelance to Freedom" by Vincent Pugliese

"The Wealthy Freelancer" by Steve Slaunwhite, Pete Savage, and Ed Gandia

"The Essential Guide to Freelance Writing" by Zachary Petit

"The Freelance Content Marketing Writer" by Jennifer Goforth Gregory